

# BEVERAGE DISPENSING EQUIPMENT

**23rd**

ANNIVERSARY

1997-2020



INNOVATION  
QUALITY  
CREATIVITY

BEER

COLD COFFEE

FOUNTAIN

WATER

WINE

[www.cdnbev.com](http://www.cdnbev.com)

## TERMS & CONDITIONS



### THE CBS COMMITMENT:

Canadian Beverage Supply Inc. has a sole commitment: your needs. We strive to provide the highest level of satisfaction, by taking a personal interest in your beverage dispensing needs. Our family of dedicated employees is anchored by years of experience, ready and able to offer solutions and ideas to your particular dispense application.

### HOW TO ORDER:

Orders can be placed online, by phone or email. Please specify quantities, part numbers, and a short description for each item ordered. Method of payment: All orders will be shipped C.O.D. unless prior arrangements have been made with our credit department. C.O.D. orders can be paid with cash, certified cheque, money order, Visa, American Express, Debit Card and MasterCard. Sales taxes shall be in addition to prices quoted, where applicable. All goods are sold F.O.B. at our warehouse loading dock.

### MANUFACTURER'S WARRANTY:

Canadian Beverage Supply Inc. extends the manufacturer's warranty on all products to the original purchaser. Defective parts will be replaced on a no-charge basis, F.O.B. our warehouse and subject to inspection. The manufacturers are not responsible for parts damaged by alteration, unauthorized service, accident or abuse. All labor, freight and/or loss of sales costs are incidental to the warranties and must be borne by the purchaser. Shipping costs to and from our facility is to be paid by the purchaser.

### LOST OR DAMAGED MERCHANDISE:

The responsibility of Canadian Beverage Supply Inc. ceases upon acceptance of its products by the carrier. Any damage or loss sustained in shipment is the carrier's responsibility. If any items are damaged, do not accept the shipment unless the carrier makes a notation of this on the freight waybill. Immediately request an inspection and file a claim with the carrier.

### RETURN OF MERCHANDISE:

Do not return any merchandise without prior approval from Canadian Beverage Supply Inc. Unauthorized return shipments will be refused. Return goods are subject to a minimum 15% handling and restocking charge when returned to CBS 7-14 days from original purchase/ship date. Goods returned after 14 days from original purchase/ship date are subject to a 25% handling and restocking charge. Custom orders and non-stocking items are subject to a 30% handling and restocking charge and CBS reserves the right to refuse return. Freight charges must be prepaid on all return shipments.

It is the policy of Canadian Beverage Supply Inc. to continuously upgrade the merchandise we sell. Therefore, we reserve the right to change items' specifications and pricing without notice.







^  
**INNOVATIVE TOWERS**




<  
**QUALITY CRAFTSMANSHIP**

**CREATIVE BRANDING**  
v



<  
**CREATIVE PROMOTION**

**CHILL-MAX™**  
INNOVATIVE COOLING TECHNOLOGY



**QUALITY DESIGN  
&  
FABRICATION**



## Draught Beer

Pages 6-99



### Towers

Page 6



### Drip Trays

Page 28



### Faucets

Page 36




### Tap Handles

Page 41



### Power Packs

Page 50



### Trunkline

Page 54



### Fittings

Page 60



### Walk-In Cooler

Page 66



### Special Event

Page 86



### Cleaning

Page 91



### Refrigeration

Page 94



### Material Handling

Page 98



## Fountain

Pages 100-111



### BIB Pumps

Page 100



### Carbonators

Page 101



### BIB Racks

Page 102



### Regulators

Page 103



### Bar Guns

Page 106



### Dispensers

Page 108



### Tubing

Page 109



### Tanks

Page 111





## Water

Pages 112-119



### Towers

Page 112



### Tap Handles

Page 115



### Carbonators

Page 116



### Refrigeration

Page 117



### Filters

Page 119




## Wine

Pages 120-124



### Tap Handles

Page 41



### Towers

Page 120



### Faucets

Page 122



### BIB Pumps

Page 123



### Trunkline

Page 124



## Cold Coffee

Pages 125-126



### Towers

Page 125



### Refrigeration

Page 126



### Tap Handles

Page 125



### Faucets

Page 36



### Drip Trays

Page 28



### Tanks

Page 126

## DRAUGHT BEER TOWERS: EUROPEAN

### SEXY

Part Number	Taps	Finish	Cooling	Drip Tray
BB102081A-CK	1	Gold	Glycol	10"
BB102082A-CK	2	Gold	Glycol	10"
BB102083A-CK	3	Gold	Glycol	12"
BB102084A-CK	4	Gold	Glycol	15"
BB102091A-CK	1	Chrome	Glycol	10"
BB102092A-CK	2	Chrome	Glycol	10"
BB102093A-CK	3	Chrome	Glycol	12"
BB102094A-CK	4	Chrome	Glycol	15"

Air cooled versions of this tower style are also available.

### LIT SEXY

Part Number	Taps	Finish	Cooling	Drip Tray
BB102085A-CK	1	Gold	Glycol	10"
BB102086A-CK	2	Gold	Glycol	10"
BB102087A-CK	3	Gold	Glycol	12"
BB102088A-CK	4	Gold	Glycol	15"
BB102095A-CK	1	Chrome	Glycol	10"
BB102096A-CK	2	Chrome	Glycol	10"
BB102097A-CK	3	Chrome	Glycol	12"
BB102098A-CK	4	Chrome	Glycol	15"

Air cooled versions of this tower style are also available.

### SEXY ICE

Part Number	Taps	Finish	Cooling	Drip Tray
BB102095A-ICE	1	Chrome	Glycol	40cm
BB102096A-ICE	2	Chrome	Glycol	40cm
BB102097A-ICE	3	Chrome	Glycol	40cm
BB102098A-ICE	4	Chrome	Glycol	40cm

### LIT SEXY ICE

Part Number	Taps	Finish	Cooling	Drip Tray
BB102061A-ICE	1	Chrome	Glycol	40cm
BB102062A-ICE	2	Chrome	Glycol	40cm
BB102063A-ICE	3	Chrome	Glycol	40cm
BB102064A-ICE	4	Chrome	Glycol	40cm

### SUPER SEXY

Part Number	Taps	Finish	Cooling	Drip Tray
BB102077G-CK	1	Gold	Glycol	10"
BB102078G-CK	2	Gold	Glycol	10"
BB102077C-CK	1	Chrome	Glycol	10"
BB102078C-CK	2	Chrome	Glycol	10"

 MEDALLIONS & TAP HANDLES NOT INCLUDED

 TAPS SOLD SEPARATELY

# SEXY



BB102092A-CK



BB102085A-CK

MADE IN EUROPE



ASSEMBLED IN CANADA

BB102098A-CK



BB102060C-1A

**CBS LIGHTS IT UP!  
WE OFFER THE WIDEST SELECTION  
OF ILLUMINATED DRAUGHT BEER  
TOWERS IN NORTH AMERICA.**

Choose the tower that best represents your brand and we will produce the graphics to personalize it!

CBS has an in-house graphics department that is dedicated to delivering the merchandising solution that will drive sales revenue. Our minimum order for a custom tower is one.

Showcase your brands with a variety of medallions!



BB102077C-CK



ALL TOWERS  
ON THIS PAGE





## DRAUGHT BEER TOWERS: EUROPEAN

# SHIELD



BB102113AC-CK

BB102116AC-CK

### LIT SHIELD

Part Number	Taps	Finish	Cooling	Drip Tray
BB102113AC-CK	1	Chrome	Glycol	10"
BB102114AC-CK	2	Chrome	Glycol	10"
BB102115AC-CK	3	Chrome	Glycol	12"

Air cooled versions of this tower style are also available.

### LIT SHIELD WITH MEDALLIONS

Part Number	Taps	Finish	Cooling	Drip Tray
BB102116AC-CK	2	Chrome	Glycol	10"
BB102117AC-CK	3	Chrome	Glycol	12"

Air cooled versions of this tower style are also available.



BB102125A-CK

BB102132A-CK

### LUCKY

Part Number	Taps	Finish	Cooling	Drip Tray
BB102121A-CK	1	Gold	Glycol	10"
BB102126A-CK	2	Gold	Glycol	10"
BB102135A-CK	3	Gold	Glycol	12"
BB102122A-CK	1	Chrome	Glycol	10"
BB102125A-CK	2	Chrome	Glycol	10"
BB102132A-CK	3	Chrome	Glycol	12"

Air cooled versions of this tower style are also available.

### LIT LUCKY

Part Number	Taps	Finish	Cooling	Drip Tray
BB102124A-CK	1	Gold	Glycol	10"
BB102128A-CK	2	Gold	Glycol	10"
BB102136A-CK	3	Gold	Glycol	12"
BB102123A-CK	1	Chrome	Glycol	10"
BB102130A-CK	2	Chrome	Glycol	10"
BB102133A-CK	3	Chrome	Glycol	12"

Air cooled versions of this tower style are also available.

### LUCKY ICE

Part Number	Taps	Finish	Cooling	Drip Tray
BB102123A-ICE	1	Chrome	Glycol	40cm
BB102127A-ICE	2	Chrome	Glycol	40cm

★ MEDALLIONS & TAP HANDLES NOT INCLUDED

★ TAPS SOLD SEPARATELY

ALL TOWERS  
ON THIS PAGE



MADE IN EUROPE



ASSEMBLED IN CANADA

# LUCKY

Order Toll Free 1.888.303.7707

www.cdnbev.com



## DRAUGHT BEER TOWERS: EUROPEAN

### PANTHER

Part Number	Taps	Finish	Cooling	Drip Tray
BB102106A-CK	3	Gold	Glycol	12"
BB102111A-CK	4	Gold	Glycol	15"
BB102105A-CK	3	Chrome	Glycol	12"
BB102110A-CK	4	Chrome	Glycol	15"

Air cooled versions of this tower style are also available.

### LIT PANTHER

Part Number	Taps	Finish	Cooling	Drip Tray
BB102109A-CK	3	Gold	Glycol	12"
BB102107A-CK	3	Chrome	Glycol	12"

Air cooled versions of this tower style are also available.

### PANTHER ICE

Part Number	Taps	Finish	Cooling	Drip Tray
BB102105A-ICE	3	Chrome	Glycol	40cm
BB102110A-ICE	4	Chrome	Glycol	40cm

### LIT PANTHER ICE

Part Number	Taps	Finish	Cooling	Drip Tray
BB102108A-ICE	3	Chrome	Glycol	40cm

★ TAP HANDLES NOT INCLUDED

★ TAPS SOLD SEPARATELY



### FLAT GLYCOL DECK

Part Number	Description
BB989950	VS 1/6 HP Flat-950 BTU's



BB102107A-CK

BB102110A-CK

# PANTHER



BB102105A-ICE

MADE IN EUROPE



ASSEMBLED IN CANADA

### ICE TOWER

Keep your beer nice and cold!  
This innovative design will attract attention  
and drive your revenue.

Ice Towers are covered in a layer of ice  
on the outside, drawing attention to your  
brand and delivering on the promise of  
pouring a cold one!



BB989950





## DRAUGHT BEER TOWERS: EUROPEAN

### LUCKY AKT FOR DIRECT DRAW

Part Number	Taps	Finish	Cooling
BB102122G-1A	1	Gold	Air
BB102122G-2A	2	Gold	Air
BB102122C-1A	1	Chrome	Air
BB102122C-2A	2	Chrome	Air

### SEXY AKT FOR DIRECT DRAW

Part Number	Taps	Finish	Cooling
BB102060G-1A	1	Gold	Air
BB102060G-2A	2	Gold	Air
BB102060C-1A	1	Chrome	Air
BB102060C-2A	2	Chrome	Air

### AIR DRAWN KIT - AKT

Part Number	Description
BB800100	Complete Air Drawn Kit

### 24" DIRECT DRAW DISPENSERS

Part Number	Description
REX00024	KC24 1 DR - No Tower
REX00024-SD	KC24 1 SS DR - No Tower

★ TAP HANDLES NOT INCLUDED

★ TAPS SOLD SEPARATELY



Shown with optional tower



ALL TOWERS  
ON THIS PAGE



## DRAUGHT BEER TOWERS: EUROPEAN



### ZEUS BLACK CERAMIC WITH CHILL-MAX™

Part Number	Taps	Finish	Cooling	Drip Tray	Cut-Out
BB101370CB-CK	3	Chrome/Black	Glycol	500mm	210mm
BB101370GB-CK	3	Gold/Black	Glycol	500mm	210mm
BB101371CB-CK	4	Chrome/Black	Glycol	500mm	210mm
BB101371GB-CK	4	Gold/Black	Glycol	500mm	210mm
BB101372CB-CK	5	Chrome/Black	Glycol	500mm	210mm
BB101372GB-CK	5	Gold/Black	Glycol	500mm	210mm

Air cooled versions of this tower style are also available.



# ZEUS

BB101371CB-CK

Towers shown with optional Euro style taps

### ZEUS GREEN CERAMIC WITH CHILL-MAX™

Part Number	Taps	Finish	Cooling	Drip Tray	Cut-Out
BB101370CG-CK	3	Chrome/Green	Glycol	500mm	210mm
BB101370GG-CK	3	Gold/Green	Glycol	500mm	210mm
BB101371CG-CK	4	Chrome/Green	Glycol	500mm	210mm
BB101371GG-CK	4	Gold/Green	Glycol	500mm	210mm
BB101372CG-CK	5	Chrome/Green	Glycol	500mm	210mm
BB101372GG-CK	5	Gold/Green	Glycol	500mm	210mm

Air cooled versions of this tower style are also available.



MADE IN EUROPE



ASSEMBLED IN CANADA

### ZEUS BLUE CERAMIC WITH CHILL-MAX™

Part Number	Taps	Finish	Cooling	Drip Tray	Cut-Out
BB101370CN-CK	3	Chrome/Blue	Glycol	500mm	210mm
BB101370GN-CK	3	Gold/Blue	Glycol	500mm	210mm
BB101371CN-CK	4	Chrome/Blue	Glycol	500mm	210mm
BB101371GN-CK	4	Gold/Blue	Glycol	500mm	210mm
BB101372CN-CK	5	Chrome/Blue	Glycol	500mm	210mm
BB101372GN-CK	5	Gold/Blue	Glycol	500mm	210mm

Air cooled versions of this tower style are also available.

ALL TOWERS ON THIS PAGE



BB101371GG-CK

### ZEUS WHITE CERAMIC WITH CHILL-MAX™

Part Number	Taps	Finish	Cooling	Drip Tray	Cut-Out
BB101370CW-CK	3	Chrome/White	Glycol	500mm	210mm
BB101370GW-CK	3	Gold/White	Glycol	500mm	210mm
BB101371CW-CK	4	Chrome/White	Glycol	500mm	210mm
BB101371GW-CK	4	Gold/White	Glycol	500mm	210mm
BB101372CW-CK	5	Chrome/White	Glycol	500mm	210mm
BB101372GW-CK	5	Gold/White	Glycol	500mm	210mm

Air cooled versions of this tower style are also available.



BB101371GB-CK

TAP HANDLES NOT INCLUDED

TAPS SOLD SEPARATELY

CUSTOMIZE YOUR TOWER

- Faucets
- Finish
- Medallions
- Tap Handles
- Printed Logo



**DRAUGHT BEER TOWERS: EUROPEAN**

**MONGOOSE**

Part Number	Taps	Finish	Cooling	Drip Tray
BB102140A-CK	1	Chrome	Glycol	10"
BB102141A-CK	1	Gold	Glycol	10"
BB102142A-CK	1	Dark Nickel	Glycol	10"
BB102150A-CK	2	Chrome	Glycol	10"
BB102151A-CK	2	Gold	Glycol	10"
BB102152A-CK	2	Dark Nickel	Glycol	10"
BB102160A-CK	3	Chrome	Glycol	12"
BB102161A-CK	3	Gold	Glycol	12"
BB102162A-CK	3	Dark Nickel	Glycol	12"
BB102170A-CK	4	Chrome	Glycol	15"
BB102171A-CK	4	Gold	Glycol	15"
BB102172A-CK	4	Dark Nickel	Glycol	15"



BB102140A-CK



BB102150A-CK

Air cooled versions of this tower style are also available.

**MONGOOSE**



BB102160A-CK



BB102170A-CK



BB102172A-CK

ALL TOWERS ON THIS PAGE



**MINI MONGOOSE**

Part Number	Taps	Finish	Cooling	Drip Tray
BB102280A-CK	1	Chrome	Glycol	10"

Air cooled versions of this tower style are also available.

**MEDIUM MONGOOSE**

Part Number	Taps	Finish	Cooling	Drip Tray
BB102290A-CK	1	Chrome	Glycol	10"
BB102295A-CK	2	Chrome	Glycol	10"

Air cooled versions of this tower style are also available.

★ MEDALLIONS & TAP HANDLES NOT INCLUDED

★ TAPS SOLD SEPARATELY



BB102280A-CK



BB102290A-CK



BB102295A-CK

## DRAUGHT BEER TOWERS: EUROPEAN

### IDEA

Part Number	Taps	Finish	Cooling	Drip Tray
BB102370A-CK	1	Chrome	Glycol	10"
BB102375A-CK	2	Chrome	Glycol	10"

Air cooled versions of this tower style are also available.

### LIT IDEA

Part Number	Taps	Finish	Cooling	Drip Tray
BB102373C-CK	1	Chrome	Glycol	10"

Air cooled versions of this tower style are also available.



BB102373C-CK



BB102375A-CK

MADE IN EUROPE



ASSEMBLED IN CANADA

## IDEA

### MONACO

Part Number	Taps	Finish	Cooling	Drip Tray
BB102300A-CK	2	Chrome	Glycol	20"
BB102310A-CK	3	Chrome	Glycol	20"
BB102315A-CK	4	Chrome	Glycol	24"
BB102320A-CK	5	Chrome	Glycol	24"
BB102325A-CK	6	Chrome	Glycol	36"
BB102330A-CK	7	Chrome	Glycol	36"

Air cooled versions of this tower style are also available.

★ MEDALLIONS & TAP HANDLES NOT INCLUDED

★ TAPS SOLD SEPARATELY



BB102310A-CK

## MONACO



BB102320A-CK



BB102330A-CK

Towers shown with optional Euro style taps

ALL TOWERS  
ON THIS PAGE



# BRIGITTE



BB102050-3CK



BB102050-5CK

MADE IN EUROPE



ASSEMBLED IN CANADA



BB102346A-CK

# TANGO

# APOLLO



BB102360A-CK



BB102368A-CK

# V3

ALL TOWERS  
ON THIS PAGE



## DRAUGHT BEER TOWERS: EUROPEAN

■ DRAUGHT BEER

### LIT BRIGITTE

Part Number	Taps	Finish	Cooling	Drip Tray
BB102050-3CK	3	Chrome	Glycol	20"
BB102050-5CK	5	Chrome	Glycol	24"
BB102050-7CK	7	Chrome	Glycol	36"

Air cooled versions of this tower style are also available.



BB102050-7CK

### LIT TANGO

Part Number	Taps	Finish	Cooling	Drip Tray
BB102346A-CK	1	Chrome	Glycol	10"

Air cooled versions of this tower style are also available.

### APOLLO

Part Number	Taps	Finish	Cooling	Drip Tray
BB102360A-CK	1	Chrome	Glycol	10"

Air cooled versions of this tower style are also available.

### LIT APOLLO

Part Number	Taps	Finish	Cooling	Drip Tray
BB102364A-CK	1	Chrome	Glycol	10"

Air cooled versions of this tower style are also available.

### APOLLO V3

Part Number	Taps	Finish	Cooling	Drip Tray
BB102366A-CK	1	Brushed SS	Glycol	10"

Air cooled versions of this tower style are also available.

### LIT APOLLO V3

Part Number	Taps	Finish	Cooling	Drip Tray
BB102368A-CK	1	Brushed SS	Glycol	10"

Air cooled versions of this tower style are also available.

★ MEDALLIONS & TAP HANDLES NOT INCLUDED

★ TAPS SOLD SEPARATELY



## DRAUGHT BEER TOWERS: AMERICAN



### METRO "T" WITH CHILL-MAX™

Part Number	Taps	Finish	Cooling	Length
BB102700-4PVDCK	4	PVD-BRS	Glycol	18"
BB102700-4SSCK	4	Polished SS	Glycol	18"
BB102700-6PVDCK	6	PVD-BRS	Glycol	24"
BB102700-6SSCK	6	Polished SS	Glycol	24"
BB102701-08PVDCK	8	PVD-BRS	Glycol	30"
BB102701-08SSCK	8	Polished SS	Glycol	30"
BB102701-10PVDCK	10	PVD-BRS	Glycol	30"
BB102701-10SSCK	10	Polished SS	Glycol	30"
BB102701-12PVDCK	12	PVD-BRS	Glycol	36"
BB102701-12SSCK	12	Polished SS	Glycol	36"

Air cooled versions of this tower style are also available.



BB102700-8SSCK

# METRO "T"

### LIT METRO "T" WITH CHILL-MAX™

Part Number	Taps	Finish	Cooling	Length
BB102703-4SSCK	4	Polished SS	Glycol	18"
BB102703-6SSCK	6	Polished SS	Glycol	24"
BB102703-8SSCK	8	Polished SS	Glycol	32"

Air cooled versions of this tower style are also available.



BB102700-6PVDCK



ALL TOWERS  
ON THIS PAGE



**★ MEDALLIONS & TAP HANDLES NOT INCLUDED**

**★ TAPS SOLD SEPARATELY**

### METRO "T" TOWER DRIP TRAYS - WITH DRAIN

Part Number	Taps	L	W	H	Finish	Rinser
BB701125	4	18"	9"	7/8"	Brushed SS	X
BB702125	4	18"	9"	7/8"	Brushed SS	✓
BB716125	4	18"	9"	7/8"	PVD with SS	X
BB701163	6	24"	8"	7/8"	Brushed SS	X
BB702163	6	24"	8"	7/8"	Brushed SS	✓
BB716163	6	24"	8"	7/8"	PVD with SS	X
BB701170	8-10	30"	8"	7/8"	Brushed SS	X
BB702170	8-10	30"	8"	7/8"	Brushed SS	✓
BB716170	8-10	30"	8"	7/8"	PVD with SS	X
BB701180	8-10	34"	8"	7/8"	Brushed SS	X
BB702180	8-10	34"	8"	7/8"	Brushed SS	✓
BB716180	8-10	34"	8"	7/8"	PVD with SS	X
BB701186	12	36"	8"	7/8"	Brushed SS	X
BB702186	12	36"	8"	7/8"	Brushed SS	✓
BB716186	12	36"	8"	7/8"	PVD with SS	X



BB702163



BB701163

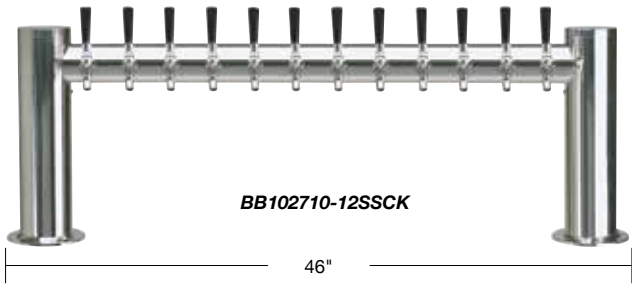


## DRAUGHT BEER TOWERS: AMERICAN


### METRO "H" WITH CHILL-MAX™

Part Number	Taps	Finish	Cooling	Length
BB102710-08PVDCK	8	PVD-BRS	Glycol	34"
BB102710-08SSCK	8	Polished SS	Glycol	34"
BB102710-10PVDCK	10	PVD-BRS	Glycol	40"
BB102710-10SSCK	10	Polished SS	Glycol	40"
BB102710-12PVDCK	12	PVD-BRS	Glycol	46"
BB102710-12SSCK	12	Polished SS	Glycol	46"
BB102710-14PVDCK	14	PVD-BRS	Glycol	52"
BB102710-14SSCK	14	Polished SS	Glycol	52"
BB102710-16SSCK	16	Polished SS	Glycol	58"

Air cooled versions of this tower style are also available.



# METRO "H"



### METRO "H" TOWER DRIP TRAYS - WITH DRAIN

Part Number	Taps	L	W	H	Finish	Rinser
BB701628	8	28"	8"	7/8"	Brushed SS	X
BB702628	8	28"	8"	7/8"	Brushed SS	✓
BB716628	8	28"	8"	7/8"	PVD with SS	X
BB701634	10	34"	8"	7/8"	Brushed SS	X
BB702634	10	34"	8"	7/8"	Brushed SS	✓
BB716634	10	34"	8"	7/8"	PVD with SS	X
BB701640	12	40"	8"	7/8"	Brushed SS	X
BB702640	12	40"	8"	7/8"	Brushed SS	✓
BB716640	12	40"	8"	7/8"	PVD with SS	X
BB701646	14	46"	8"	7/8"	Brushed SS	X
BB702646	14	46"	8"	7/8"	Brushed SS	✓
BB716646	14	46"	8"	7/8"	PVD with SS	X
BB701652	16	52"	8"	7/8"	Brushed SS	X
BB702652	16	52"	8"	7/8"	Brushed SS	X



BB701628



BB702634



### METRO "WM" WITH CHILL-MAX™

Part Number	Taps	Finish	Cooling	Length
BB102735-10PVDCK	10	PVD-BRS	Glycol	40"
BB102735-10SSCK	10	Polished SS	Glycol	40"
BB102735-12PVDCK	12	PVD-BRS	Glycol	46"
BB102735-12SSCK	12	Polished SS	Glycol	46"
BB102735-14PVDCK	14	PVD-BRS	Glycol	52"
BB102735-14SSCK	14	Polished SS	Glycol	52"
BB102735-20PVDCK	20	PVD-BRS	Glycol	74"
BB102735-20SSCK	20	Polished SS	Glycol	74"
BB102735-24PVDCK	24	PVD-BRS	Glycol	86"
BB102735-24SSCK	24	Polished SS	Glycol	86"

Air cooled versions of this tower style are also available.

MEDALLIONS & TAP HANDLES NOT INCLUDED

TAPS SOLD SEPARATELY

ALL TOWERS  
ON THIS PAGE



Order Toll Free 1.888.303.7707

www.cdnbev.com



## DRAUGHT BEER TOWERS: AMERICAN



### METRO "M" WITH CHILL-MAX™

Part Number	Taps	Finish	Cooling	Length	Drip Tray
BB102715-16PVDCK	16	PVD-BRS	Glycol	62"	2 x 28"
BB102715-16SSDCK	16	Polished SS	Glycol	62"	2 x 28"
BB102715-20PVDCK	20	PVD-BRS	Glycol	74"	2 x 34"
BB102715-20SSDCK	20	Polished SS	Glycol	74"	2 x 34"
BB102715-24PVDCK	24	PVD-BRS	Glycol	86"	2 x 40"
BB102715-24SSDCK	24	Polished SS	Glycol	86"	2 x 40"

Air cooled versions of this tower style are also available.



BB102715-16SSCK


### METRO "M" & "HHH" TOWER DRIP TRAYS WITH DRAIN

Part Number	Taps	L	W	H	Finish	Rinser
BB701628	8	28"	8"	7/8"	Brushed SS	X
BB702628	8	28"	8"	7/8"	Brushed SS	✓
BB716628	8	28"	8"	7/8"	PVD with SS	X
BB701634	10	34"	8"	7/8"	Brushed SS	X
BB702634	10	34"	8"	7/8"	Brushed SS	✓
BB716634	10	34"	8"	7/8"	PVD with SS	X
BB701640	12	40"	8"	7/8"	Brushed SS	X
BB702640	12	40"	8"	7/8"	Brushed SS	✓
BB716640	12	40"	8"	7/8"	PVD with SS	X

# METRO "M"



BB701628



BB702634



TAP HANDLES NOT INCLUDED

TAPS SOLD SEPARATELY

# METRO "HHH"

### METRO "HHH" WITH CHILL-MAX™

Part Number	Taps	Finish	Cooling	Length	Drip Trip
BB102725-24SSCK	24	Polished SS	Glycol	90"	3 x 28"
BB102725-30SSCK	30	Polished SS	Glycol	108"	3 x 34"
BB102725-36SSCK	36	Polished SS	Glycol	126"	3 x 40"

Air cooled versions of this tower style are also available.



BB102725-24SSCK





MUSHROOM WITH CHILL-MAX™



BB101384-PVDCK



BB101386C-CK



BB101374-PVD



BB101373C-CK

Part Number	Taps	Finish	Cooling	Drip Tray	Cut-Out
BB101384-PVD	4	PVD-BRS	Air	19"	7.5"
BB101384C	4	Polished SS	Air	19"	7.5"
BB101385-PVD	5	PVD-BRS	Air	19"	7.5"
BB101385C	5	Polished SS	Air	19"	7.5"
BB101386-PVD	6	PVD-BRS	Air	24"	7.5"
BB101386C	6	Polished SS	Air	24"	7.5"
BB101384-PVDCK	4	PVD-BRS	Glycol	19"	7.5"
BB101384C-CK	4	Polished SS	Glycol	19"	7.5"
BB101385-PVDCK	5	PVD-BRS	Glycol	19"	7.5"
BB101385C-CK	5	Polished SS	Glycol	19"	7.5"
BB101386-PVDCK	6	PVD-BRS	Glycol	24"	7.5"
BB101386C-CK	6	Polished SS	Glycol	24"	7.5"

# MUSHROOM

ALL TOWERS  
ON THIS PAGE



MINI MUSHROOM WITH CHILL-MAX™

Part Number	Taps	Finish	Cooling	Drip Tray	Cut-Out
BB101373-PVD	3	PVD-BRS	Air	14"	6"
BB101373C	3	Polished SS	Air	14"	6"
BB101374-PVD	4	PVD-BRS	Air	18"	6"
BB101374C	4	Polished SS	Air	18"	6"
BB101375-PVD	5	PVD-BRS	Air	18"	6"
BB101375C	5	Polished SS	Air	18"	6"
BB101373-PVDCK	3	PVD-BRS	Glycol	14"	6"
BB101373C-CK	3	Polished SS	Glycol	14"	6"
BB101374-PVDCK	4	PVD-BRS	Glycol	18"	6"
BB101374C-CK	4	Polished SS	Glycol	18"	6"
BB101375-PVDCK	5	PVD-BRS	Glycol	18"	6"
BB101375C-CK	5	Polished SS	Glycol	18"	6"

★ TAP HANDLES NOT INCLUDED

★ TAPS SOLD SEPARATELY

**DRAUGHT BEER TOWERS: AMERICAN**



LANTERN WITH **CHILL-MAX™**

Part Number	Taps	Finish	Cooling	Drip Tray
BB103373-PVD	3	PVD-BRS	Air	12" X 7"
BB103373C	3	Polished SS	Air	12" x 7"
BB103374-PVD	4	PVD-BRS	Air	16" x 7"
BB103374C	4	Polished SS	Air	16" x 7"
BB103375-PVD	5	PVD-BRS	Air	16" x 7"
BB103375C	5	Polished SS	Air	16" x 7"
BB103373-PVDCK	3	PVD-BRS	Glycol	12" X 7"
BB103373C-CK	3	Polished SS	Glycol	12" x 7"
BB103374-PVDCK	4	PVD-BRS	Glycol	16" x 7"
BB103374C-CK	4	Polished SS	Glycol	16" x 7"
BB103375-PVDCK	5	PVD-BRS	Glycol	16" x 7"
BB103375C-CK	5	Polished SS	Glycol	16" x 7"



BB103373C-CK

# LANTERN



# DOUBLE SERVICE

DOUBLE SERVICE - 4" WITH **CHILL-MAX™**

Part Number	Taps	Finish	Cooling	Length
BB102035-20SSCK	20	Brushed SS	Glycol	30"
BB102035-24SSCK	24	Brushed SS	Glycol	36"
BB102035-28SSCK	28	Brushed SS	Glycol	42"
BB102035-32SSCK	32	Brushed SS	Glycol	48"

TAP HANDLES NOT INCLUDED

TAPS SOLD SEPARATELY



BB102035-24SSCK





# "T" TOWER-3"



BB102010-06CK



BB102020-04CK

## "T" TOWER - 3" WITH CHILL-MAX™

Part Number	Taps	Finish	Length	Cooling	Drip Tray
BB102010-03	3	Brushed SS	12"	Air	12"
BB102010-04	4	Brushed SS	12"	Air	12"
BB102010-05	5	Brushed SS	16"	Air	15"
BB102010-06	6	Brushed SS	18"	Air	20"
BB102010-03CK	3	Brushed SS	12"	Glycol	12"
BB102010-04CK	4	Brushed SS	12"	Glycol	12"
BB102010-05CK	5	Brushed SS	16"	Glycol	15"
BB102010-06CK	6	Brushed SS	18"	Glycol	20"

★ PVD-BRASS AND POWDER COATED TOWER FINISHES ARE ALSO AVAILABLE



BB102020-08CK

# "T" TOWER-4"

## "T" TOWER - 4" WITH CHILL-MAX™

Part Number	Taps	Finish	Length	Cooling	Drip Tray
BB102020-04	4	Brushed SS	12"	Air	12"
BB102020-05	5	Brushed SS	16"	Air	15"
BB102020-06	6	Brushed SS	20"	Air	20"
BB102020-08	8	Brushed SS	24"	Air	24"
BB102020-04CK	4	Brushed SS	12"	Glycol	12"
BB102020-05CK	5	Brushed SS	16"	Glycol	15"
BB102020-06CK	6	Brushed SS	20"	Glycol	20"
BB102020-08CK	8	Brushed SS	24"	Glycol	24"

★ PVD-BRASS AND POWDER COATED TOWER FINISHES ARE ALSO AVAILABLE



BB102020-08PVDCK

★ TAP HANDLES NOT INCLUDED

★ TAPS SOLD SEPARATELY



**DRAUGHT BEER TOWERS: AMERICAN**

# DBL PEDESTAL-4"

DOUBLE PEDESTAL - 4" WITH **CHILL-MAX™**



Part Number	Taps	Finish	Cooling	Length	Drip Tray
BB102030-08	8	Brushed SS	Air	27"	24"
BB102030-10	10	Brushed SS	Air	33"	33"
BB102030-12	12	Brushed SS	Air	39"	39"
BB102030-14	14	Brushed SS	Air	45"	45"
BB102030-16	16	Brushed SS	Air	51"	51"
BB102030-08CK	8	Brushed SS	Glycol	27"	24"
BB102030-10CK	10	Brushed SS	Glycol	33"	33"
BB102030-12CK	12	Brushed SS	Glycol	39"	39"
BB102030-14CK	14	Brushed SS	Glycol	45"	45"
BB102030-16CK	16	Brushed SS	Glycol	51"	51"
BB102030-20CK	20	Brushed SS	Glycol	60"	2 x 30"
BB102030-24CK	24	Brushed SS	Glycol	72"	2 x 36"



BB102030-08CK

**\* PVD-BRASS AND POWDER COATED TOWER FINISHES ARE ALSO AVAILABLE**

# PASS THRU


PASS THRU WITH **CHILL-MAX™**



ALL TOWERS ON THIS PAGE



Part Number	Taps	Finish	Cooling	Length	Drip Tray
BB102479-06	6	Brushed SS	Air	31"	20"
BB102479-08	8	Brushed SS	Air	37"	24"
BB102479-10	10	Brushed SS	Air	43"	30"
BB102479-10PVD	10	PVD-BRS	Air	43"	30"
BB102479-12	12	Brushed SS	Air	49"	36"
BB102479-12PVD	12	PVD-BRS	Air	49"	36"
BB102479-14	14	Brushed SS	Air	55"	45"
BB102479-16	16	Brushed SS	Air	61"	51"
BB102479-06CK	6	Brushed SS	Glycol	31"	20"
BB102479-08CK	8	Brushed SS	Glycol	37"	24"
BB102479-10CK	10	Brushed SS	Glycol	43"	30"
BB102479-10PVDCK	10	PVD-BRS	Glycol	43"	30"
BB102479-12CK	12	Brushed SS	Glycol	49"	36"
BB102479-12PVDCK	12	PVD-BRS	Glycol	49"	36"
BB102479-14CK	14	Brushed SS	Glycol	55"	45"
BB102479-14PVDCK	14	PVD-BRS	Glycol	55"	45"
BB102479-16CK	16	Brushed SS	Glycol	61"	51"



BB102479-14PVDCK

**CBS LIGHTS IT UP!**  
Design a branded illuminated tower complete with personalized tap handles, medallions, and a custom color finish...That's as easy as 1, 2, 3 for the design team at CBS.



BB10382C-10CK

**\* TAP HANDLES NOT INCLUDED**

**\* TAPS SOLD SEPARATELY**



## DRAUGHT BEER TOWERS: AMERICAN



BB102770-10SSCK


# BRIDGE



BB102765-10SS



# RAIL



BB102630-12SSCK



# LIONS GATE



BB102930-14SSCK



ALL TOWERS  
ON THIS PAGE



### 3" BRIDGE WITH CHILL-MAX™

Part Number	Taps	Finish	Cooling	Drip Tray
BB102770-06SSCK	6	Polished SS	Glycol	20"
BB102770-08SSCK	8	Polished SS	Glycol	24"
BB102770-10SSCK	10	Polished SS	Glycol	30"
BB102770-12SSCK	12	Polished SS	Glycol	36"

Air cooled versions of this tower style are also available.

★ PVD-BRASS AND POWDER COATED TOWER FINISHES ARE ALSO AVAILABLE

### 3" WALL-MT RAIL WITH CHILL-MAX™

Part Number	Taps	Finish	Cooling	Drip Tray
BB102765-06SS	6	Polished SS	Air	20"
BB102765-08SS	8	Polished SS	Air	24"
BB102765-10SS	10	Polished SS	Air	30"
BB102765-12SS	12	Polished SS	Air	36"

Glycol cooled versions of this tower style are also available.

★ PVD-BRASS AND POWDER COATED TOWER FINISHES ARE ALSO AVAILABLE

### 4" LIONS GATE WITH CHILL-MAX™

Part Number	Taps	Finish	Cooling	Drip Tray
BB102630-06SSCK	6	Polished SS	Glycol	30"
BB102630-08SSCK	8	Polished SS	Glycol	36"
BB102630-10SSCK	10	Polished SS	Glycol	45"
BB102630-12SSCK	12	Polished SS	Glycol	51"
BB102630-14SSCK	14	Polished SS	Glycol	2 x 30"

Air cooled versions of this tower style are also available.

★ PVD-BRASS AND POWDER COATED TOWER FINISHES ARE ALSO AVAILABLE

### 4" LIT LIONS GATE WITH CHILL-MAX™

Part Number	Taps	Finish	Cooling	Drip Tray
BB102930-06SSCK	6	Polished SS	Glycol	30"
BB102930-08SSCK	8	Polished SS	Glycol	36"
BB102930-10SSCK	10	Polished SS	Glycol	45"
BB102930-12SSCK	12	Polished SS	Glycol	51"
BB102930-14SSCK	14	Polished SS	Glycol	2 x 30"

Air cooled versions of this tower style are also available.

★ PVD-BRASS AND POWDER COATED TOWER FINISHES ARE ALSO AVAILABLE

★ MEDALLIONS & TAP HANDLES NOT INCLUDED

★ TAPS SOLD SEPARATELY

**DRAUGHT BEER TOWERS: AMERICAN**

**4" LIONS GATE 3P WITH CHILL-MAX™**

Part Number	Taps	Finish	Cooling	Drip Tray
BB102635-12SSCK	12	Polished SS	Glycol	2 x 24"
BB102635-16SSCK	16	Polished SS	Glycol	2 x 36"
BB102635-20SSCK	20	Polished SS	Glycol	4 x 20"
BB102635-24SSCK	24	Polished SS	Glycol	2 x 51"

Air cooled versions of this tower style are also available.

★ PVD-BRASS AND POWDER COATED TOWER FINISHES ARE ALSO AVAILABLE



BB102635-12SSCK

# LIONS GATE 3P



**4" CONDOR WITH CHILL-MAX™**

Part Number	Taps	Finish	Cooling	Drip Tray
BB102612-04SSCK	4	Polished SS	Glycol	30"
BB102612-06SSCK	6	Polished SS	Glycol	33"
BB102612-08SSCK	8	Polished SS	Glycol	45"
BB102612-10SSCK	10	Polished SS	Glycol	51"
BB102612-12SSCK	12	Polished SS	Glycol	57"

Air cooled versions of this tower style are also available.

★ PVD-BRASS AND POWDER COATED TOWER FINISHES ARE ALSO AVAILABLE



BB102612-06SSCK

# CONDOR



**4" LIT CONDOR WITH CHILL-MAX™**

Part Number	Taps	Finish	Cooling	Drip Tray
BB102912-04SSCK	4	Polished SS	Glycol	30"
BB102912-06SSCK	6	Polished SS	Glycol	33"
BB102912-08SSCK	8	Polished SS	Glycol	45"
BB102912-10SSCK	10	Polished SS	Glycol	51"

Air cooled versions of this tower style are also available.

★ PVD-BRASS AND POWDER COATED TOWER FINISHES ARE ALSO AVAILABLE

★ MEDALLIONS & TAP HANDLES NOT INCLUDED

★ TAPS SOLD SEPARATELY



BB102912-06SSCK







BB102620-08SSCK



BB102920-04SSCK



BB102615-03SSCK

# LINX L7 & R7



BB102915-03SSCK

## DRAUGHT BEER TOWERS: AMERICAN

### 4" ALBATROSS WITH CHILL-MAX™

Part Number	Taps	Finish	Cooling	Drip Tray
BB102620-04SSCK	4	Polished SS	Glycol	2 x 12"
BB102620-06SSCK	6	Polished SS	Glycol	2 x 12"
BB102620-08SSCK	8	Polished SS	Glycol	2 x 16"
BB102620-10SSCK	10	Polished SS	Glycol	2 x 20"
BB102620-12SSCK	12	Polished SS	Glycol	2 x 24"

Air cooled versions of this tower style are also available.

PVD-BRASS AND POWDER COATED TOWER FINISHES ARE ALSO AVAILABLE

# ALBATROSS

### 4" LIT ALBATROSS WITH CHILL-MAX™

Part Number	Taps	Finish	Cooling	Drip Tray
BB102920-04SSCK	4	Polished SS	Glycol	2 x 12"
BB102920-06SSCK	6	Polished SS	Glycol	2 x 12"
BB102920-08SSCK	8	Polished SS	Glycol	2 x 16"
BB102920-10SSCK	10	Polished SS	Glycol	2 x 20"

Air cooled versions of this tower style are also available.

PVD-BRASS AND POWDER COATED TOWER FINISHES ARE ALSO AVAILABLE



ALL TOWERS ON THIS PAGE



### 4" LINX L7 WITH CHILL-MAX™

Part Number	Taps	Finish	Cooling	Drip Tray
BB102615-02SSCK	2	Polished SS	Glycol	12"
BB102615-03SSCK	3	Polished SS	Glycol	12"
BB102615-04SSCK	4	Polished SS	Glycol	16"
BB102615-05SSCK	5	Polished SS	Glycol	20"
BB102615-06SSCK	6	Polished SS	Glycol	24"

Air cooled versions of this tower style are also available.

PVD-BRASS AND POWDER COATED TOWER FINISHES ARE ALSO AVAILABLE

### 4" LIT LINX L7 WITH CHILL-MAX™

Part Number	Taps	Finish	Cooling	Drip Tray
BB102915-02SSCK	2	Polished SS	Glycol	12"
BB102915-03SSCK	3	Polished SS	Glycol	12"
BB102915-04SSCK	4	Polished SS	Glycol	16"
BB102915-05SSCK	5	Polished SS	Glycol	20"
BB102915-06SSCK	6	Polished SS	Glycol	24"

Air cooled versions of this tower style are also available.

PVD-BRASS AND POWDER COATED TOWER FINISHES ARE ALSO AVAILABLE

MEDALLIONS & TAP HANDLES NOT INCLUDED

TAPS SOLD SEPARATELY

## DRAUGHT BEER TOWERS: AMERICAN



### KRONOS WITH CHILL-MAX™

Part Number	Taps	Finish	Length	Cooling
BB103775-06CK	6	Brushed SS	18"	Glycol
BB103775-08CK	8	Brushed SS	24"	Glycol
BB103775-10CK	10	Brushed SS	30"	Glycol
BB103775-12CK	12	Brushed SS	36"	Glycol

Air cooled versions of this tower style are also available.

# KRONOS



BB103775-08CK

### KRONOS (GR) WITH CHILL-MAX™

Part Number	Taps	Finish	Length	Cooling
BB103780-06CK	6	Brushed SS	18"	Glycol
BB103780-08CK	8	Brushed SS	24"	Glycol
BB103780-10CK	10	Brushed SS	30"	Glycol
BB103780-12CK	12	Brushed SS	36"	Glycol

Air cooled versions of this tower style are also available.

# UNDERBAR



BB103780-10CK

### CABINET WITH CHILL-MAX™

Part Number	Taps	Finish	Length	Cooling
BB103720-04CK	4	Brushed SS	20"	Glycol
BB103720-05CK	5	Brushed SS	20"	Glycol
BB103720-06CK	6	Brushed SS	20"	Glycol
BB103724-08CK	8	Brushed SS	24"	Glycol
BB103730-08CK	8	Brushed SS	30"	Glycol
BB103740-10CK	10	Brushed SS	40"	Glycol
BB103740-12CK	12	Brushed SS	40"	Glycol

Air cooled versions of this tower style are also available.



BB103740-12CK

### SPACE MIZER WITH CHILL-MAX™

Part Number	Taps	Finish	Length	Cooling	Drip Tray
BB103614-03CK	3	Brushed SS	14"	Glycol	15"
BB103614-04CK	4	Brushed SS	14"	Glycol	15"
BB103620-05CK	5	Brushed SS	20"	Glycol	20"
BB103620-06CK	6	Brushed SS	20"	Glycol	20"
BB103626-08CK	8	Brushed SS	26"	Glycol	24"
BB103632-10CK	10	Brushed SS	32"	Glycol	30"
BB103638-12CK	12	Brushed SS	38"	Glycol	36"

Air cooled versions of this tower style are also available.



BB103614-04CK

TAP HANDLES NOT INCLUDED

TAPS SOLD SEPARATELY





## CHILL-MAX™ TOWER CARTRIDGES



CC305XTD-AIR

### CHILL-MAX™ cooling cartridges feature:

- Hardened aluminum blocks
- Refrigerant grade copper
- 304SS product tubes
- NSF Flexible Total Barrier Tubing
- 304SS screw-in shanks
- Aluminum spacer bar
- Foam clam-shell



### CHILL-MAX™ AIR “T” TOWER

Part Number	Taps	Center	Tube Exit	Cooling
CC302XTD-AIR	2	3"	Bottom	Air
CC303XTD-AIR	3	3"	Bottom	Air
CC304XTD-AIR	4	3"	Bottom	Air
CC305XTD-AIR	5	3"	Bottom	Air
CC306XTD-AIR	6	3"	Bottom	Air
CC308XTD-AIR	8	3"	Bottom	Air
CC310XTD-AIR	10	3"	Bottom	Air
CC312XTD-AIR	12	3"	Bottom	Air
CC316XTD-AIR	16	3"	Bottom	Air
CC320XTD-AIR	20	3"	Bottom	Air

The engineering design process used to create our CHILL-MAX™ cooling cartridge is based on 3 key principles:

#### PURITY

deliver product the way it was intended to taste

#### PERFORMANCE

provide superior thermal conductivity with less energy

#### HASSLE-FREE

lightweight with flexible lines for a quick and easy install



CC3083TD-CLD

### CHILL-MAX™ GLYCOL 3” “T” TOWER

Part Number	Taps	Center	Tube Exit	Cooling
CC3033TD-CLD	3	3"	Bottom	Glycol
CC3043TD-CLD	4	3"	Bottom	Glycol
CC3053TD-CLD	5	3"	Bottom	Glycol
CC3063TD-CLD	6	3"	Bottom	Glycol
CC3083TD-CLD	8	3"	Bottom	Glycol



### CHILL-MAX™ GLYCOL 4” “T” PIPE TOWER

Part Number	Taps	Center	Tube Exit	Cooling
CC3044TD-CLD	4	3"	Bottom	Glycol
CC3054TD-CLD	5	3"	Bottom	Glycol
CC3064TD-CLD	6	3"	Bottom	Glycol
CC3084TD-CLD	8	3"	Bottom	Glycol

### CHILL-MAX™ GLYCOL 4” DIA. PIPE TOWER

Part Number	Taps	Center	Tube Exit	Cooling
CC4034PS-CLD	3	4"	Side	Glycol
CC4044PS-CLD	4	4"	Side	Glycol
CC4064PS-CLD	6	4"	Side	Glycol
CC4084PS-CLD	8	4"	Side	Glycol
CC4104PS-CLD	10	4"	Side	Glycol
CC4124PS-CLD	12	4"	Side	Glycol



CC4064PS-CLD

Building custom cooling cartridges is our specialty.  
Call us today for a quote!



**DRAUGHT BEER TOWERS: AMERICAN**



**CERAMIC TOWER WITH CHILL-MAX™ AIR COOLED**

Part Number	Taps	Hardware	Base	Height
BB105103B	3	PVD-BRS	7.5"	22"
BB105103C	3	Chrome	7.5"	22"
BB105104B	4	PVD-BRS	7.5"	22"
BB105104C	4	Chrome	7.5"	22"
BB105105B	5	PVD-BRS	7.5"	22"
BB105105C	5	Chrome	7.5"	22"
BB105106B	6	PVD-BRS	7.5"	22"
BB105106C	6	Chrome	7.5"	22"
BB105108B	8	PVD-BRS	7.5"	22"
BB105108C	8	Chrome	7.5"	22"



BB105103C



BB105104B



BB105106B



BB10508B

CBS is pleased to present the industry's finest European crafted ceramic beverage dispensing towers. Choose from PVD-BRS or Chrome hardware to compliment one of the 5 finishes:

- BLACK MARBLE
- COBALT BLUE
- PEARL WHITE
- ANTIQUE GREEN
- WHITE MARBLE

**CERAMIC TOWER WITH CHILL-MAX™ GYLCOL COOLED**

Part Number	Taps	Hardware	Base	Height
BB105103B-CK	3	PVD-BRS	7.5"	22"
BB105103C-CK	3	Chrome	7.5"	22"
BB105104B-CK	4	PVD-BRS	7.5"	22"
BB105104C-CK	4	Chrome	7.5"	22"
BB105105B-CK	5	PVD-BRS	7.5"	22"
BB105105C-CK	5	Chrome	7.5"	22"
BB105106B-CK	6	PVD-BRS	7.5"	22"
BB105106C-CK	6	Chrome	7.5"	22"
BB105108B-CK	8	PVD-BRS	7.5"	22"
BB105108C-CK	8	Chrome	7.5"	22"



TAP HANDLES NOT INCLUDED TAPS SOLD SEPARATELY

**CERAMIC TOWER DRIP TRAYS - WITH DRAIN**

Part Number	Taps	L	W	H	Finish	Rinser
BB701150	3 - 8	19 3/4"	10"	7/8"	Brushed SS	X
BB716150	3 - 8	19 3/4"	10"	7/8"	PVD-BRS	X



BB716150

# DRAUGHT BEER TOWERS: AMERICAN

## 3" COLUMN - AIR TAPS INCLUDED



Part Number	Taps	Faucet Style	Finish	Tubing	Drip Tray
BB101402	1	Chrome	Polished SS	Vinyl	10"
BB101403	1	Brass	Brass	Vinyl	10"
BB101404	1	Chrome	Polished SS	Stainless Steel	10"
BB101405	1	Brass	Brass	Stainless Steel	10"
BB102402	1	Chrome	Matte Black	Vinyl	10"
BB101406	2	Chrome	Polished SS	Vinyl	10"
BB101407	2	Brass	Brass	Vinyl	10"
BB101408	2	Chrome	Polished SS	Stainless Steel	10"
BB101409	2	Brass	Brass	Stainless Steel	10"
BB102406	2	Chrome	Matte Black	Vinyl	10"
BB101419	3	Chrome	Polished SS	Vinyl	10"
BB101420	3	Brass	Brass	Vinyl	10"
BB102419	3	Chrome	Matte Black	Vinyl	10"

Glycol cooled versions of this tower style are also available.

PVD-BRASS AND POWDER COATED TOWER FINISHES ARE ALSO AVAILABLE

# COLUMN

## 3" COLUMN AIR BUILT WITH 304SS SHANKS & TAPS Recommended for beer & cider

Part Number	Taps	Faucet Style	Finish	Tubing	Drip Tray
BB125402C	1	304SS	Polished SS	Total Barrier	10"
BB125406C	2	304SS	Polished SS	Total Barrier	10"
BB125419C	3	304SS	Polished SS	Total Barrier	10"

Glycol cooled versions of this tower style are also available.

Total Barrier is a highly flexible, NSF-51 certified, PVC/BPA free, food grade, zero flavor transfer tubing made from FDA approved materials.  
\*For more details go to page 56.



## 3" SINGLE METAL COLUMN ADDITIONS

Part Number	Taps	Drip Tray
BB101397-1	Add 1 Tap to a 2 Tap 3" Tower	10"
BB101397-2	Add 2 Taps to a 1 Tap 3" Tower	10"
BB101398	Add 1 Tap to a 1 Tap 3" Tower	10"

## 4" COLUMN- AIR TAPS INCLUDED



BB101422-C

Part Number	Taps	Faucet Style	Finish	Tubing	Drip Tray	Cut-Out
BB101412-B	3	Brass	Brass	Vinyl	12"	X
BB101412-C	3	Chrome	Polished SS	Vinyl	12"	X
BB101412-SS	3	Chrome	Brushed SS	Vinyl	12"	X
BB101422-B	4	Brass	Brass	Vinyl	14"	6"
BB101422-C	4	Chrome	Polished SS	Vinyl	14"	6"
BB101422-SS	4	Chrome	Brushed SS	Vinyl	14"	6"

Glycol cooled versions of this tower style are also available.

PVD-BRASS AND POWDER COATED TOWER FINISHES ARE ALSO AVAILABLE

TAP HANDLES NOT INCLUDED

## DRIP TRAYS

### STAINLESS STEEL - 5 3/8" WIDE

Part Number	L	W	H	Drain
BB700795	5"	5 3/8"	3/4"	X
BB700802	10 3/8"	5 3/8"	3/4"	X
BB700808	12"	5 3/8"	3/4"	X
BB700812	15"	5 3/8"	3/4"	X
BB700817	20"	5 3/8"	3/4"	X
BB700822	24"	5 3/8"	3/4"	X
BB700832	30" 1/4"	5 3/8"	3/4"	X
BB701902	10 3/8"	5 3/8"	3/4"	✓
BB701908	12"	5 3/8"	3/4"	✓
BB701912	15"	5 3/8"	3/4"	✓
BB701917	20"	5 3/8"	3/4"	✓
BB701922	24"	5 3/8"	3/4"	✓
BB701932	30 1/4"	5 3/8"	3/4"	✓
BB701937	33"	5 3/8"	3/4"	✓
BB701942	36" 1/4"	5 3/8"	3/4"	✓
BB701947	39"	5 3/8"	3/4"	✓
BB701952	45 1/4"	5 3/8"	3/4"	✓
BB701962	51"	5 3/8"	3/4"	✓



BB700795



BB700812



BB701912

### PVD WITH SS TRAY - 5 3/8" WIDE

Part Number	L	W	H	Drain
BB716912	12"	5 3/8"	3/4"	✓
BB716920	20"	5 3/8"	3/4"	✓
BB716924	24"	5 3/8"	3/4"	✓
BB716930	30"	5 3/8"	3/4"	✓
BB716936	36"	5 3/8"	3/4"	✓
BB716945	45"	5 3/8"	3/4"	✓



BB716924

### STAINLESS STEEL - 7" WIDE

Part Number	L	W	H	Drain
BB701312	12"	7"	7/8"	✓
BB701316	16"	7"	7/8"	✓
BB701320	20"	7"	7/8"	✓
BB701324	24"	7"	7/8"	✓
BB701330	30"	7"	7/8"	✓
BB701336	36"	7"	7/8"	✓
BB701339	39"	7"	7/8"	✓
BB701345	45"	7"	7/8"	✓
BB701351	51"	7"	7/8"	✓


CBS designed drip tray inserts feature an offset hole pattern to maximize drainage!



BB701320



PVD WITH SS TRAY - 7" WIDE




BB716316

Part Number	L	W	H	Drain
BB716312	12"	7"	7/8"	✓
BB716316	16"	7"	7/8"	✓
BB716320	20"	7"	7/8"	✓
BB716324	24"	7"	7/8"	✓
BB716330	30"	7"	7/8"	✓
BB716336	36"	7"	7/8"	✓
BB716339	39"	7"	7/8"	✓
BB716345	45"	7"	7/8"	✓

**CBS INNOVATION**



All CBS designed drip trays have been engineered to withstand the rigors and demands of the busiest foodservice operations. Our "no sag" inserts are fabricated from 18ga. Stainless Steel with returns on all four sides for maximum support.



BB702408

**GLASS RINSER TRAY INSERTS ARE PUNCHED, DEBURRED & FLARED FOR MAXIMUM SAFETY**

STAINLESS STEEL - WITH GLASS RINSER



BB702416

Part Number	L	W	H	Glass Rinser
BB702408	8"	8"	7/8"	Center
BB702412	12"	7"	7/8"	Center
BB702416	16"	7"	7/8"	Side
BB702420	20"	7"	7/8"	Side
BB702424	24"	7"	7/8"	Side
BB702430	30"	7"	7/8"	Side
BB702436	36"	7"	7/8"	Side
BB702439	39"	7"	7/8"	Side
BB702445	45"	7"	7/8"	Side
BB702451	51"	7"	7/8"	Side



BB702125

STAINLESS STEEL TRAYS WITH CUT OUT AND GLASS RINSER



BB702163

Part Number	L	W	H	Cut Out	Glass Rinser
BB702110	15"	7 1/2"	7/8"	4 1/2"	Side
BB702125	18"	9"	7/8"	6 1/4"	Side
BB702150	19 3/4"	10"	7/8"	8 1/4"	Side
BB702160	22"	11"	7/8"	7 1/4"	Side
BB702163	24"	8"	7/8"	6"	Side
BB702170	30"	8"	7/8"	6"	Side
BB702180	34"	8"	7/8"	6"	Side
BB702186	36"	8"	7/8"	6"	Side


## DRIP TRAYS

### STAINLESS STEEL WITH CUT-OUT

Part Number	L	W	H	Cut-Out	Drain
BB701005	15"	7 1/2"	7/8"	4 1/2"	X
BB701020	18"	9"	7/8"	6 1/4"	X
BB701061S	19 3/4"	10"	7/8"	8 1/4"	X
BB701108	14"	8"	3/4"	6"	✓
BB701110	15"	7 1/2"	7/8"	4 1/2"	✓
BB701125	18"	9"	7/8"	6 1/4"	✓
BB701135	19"	9"	7/8"	6 1/4"	✓
BB701150	19 3/4"	10"	7/8"	8 1/4"	✓
BB701165	24"	11"	7/8"	7 1/2"	✓




BB701020



BB701125

### BRASS WITH CUT-OUT

Part Number	L	W	H	Cut-Out	Drain
BB701208	14"	8"	3/4"	6"	✓
BB701235	19"	9"	7/8"	6 1/4"	✓
BB701265	24"	11"	7/8"	7 1/2"	✓



BB716150

### PVD WITH SS TRAY

Part Number	L	W	H	Cut-Out	Drain
BB716125	18"	9"	7/8"	6 1/4"	✓
BB716150	19 3/4"	10"	7/8"	8 1/4"	✓

### STAINLESS STEEL TRAYS WITH CUT-OUT

Part Number	L	W	H	Glass Rinser
BB701628	28"	8"	7/8"	X
BB702628	28"	8"	7/8"	✓
BB701634	34"	8"	7/8"	X
BB702634	34"	8"	7/8"	✓
BB701640	40"	8"	7/8"	X
BB702640	40"	8"	7/8"	✓
BB701646	46"	8"	7/8"	X
BB702646	46"	8"	7/8"	✓
BB701652	52"	8"	7/8"	X
BB702652	52"	8"	7/8"	✓



BB702628



BB701634



BB700080



BB700081

**STAINLESS STEEL PLATFORM WITH GLASS RINSER**

Part Number	Length	Width
BB700080	15 3/4"	15 3/4"
BB700081	19 11/16"	15 3/4"
BB700082	27 11/16"	15 3/4"
BB700084	31 1/2"	15 3/4"
BB700086	39 1/3"	19 11/16"
BB700087	47 1/4"	19 11/16"

**CLAMP-ON TOWER BRACKET WITH DRIP TRAY**



BB701694



BB701695

Part Number	Description
BB701694	Chrome Clamp On Bracket With SS Drip Tray for 1T 3" Column
BB701695	Chrome Clamp On Bracket with SS Drip Tray for Euro Tower
BB701701C	Chrome Clamp On Bracket with 10" SS Drip Tray-use with 2 or 3T Euro Tower
BB701702C	Chrome Clamp On Bracket with 10" SS Drip Tray-use with 2 or 3T 3" Column



BB701701C



BB103121CC

**CLAMP-ON TOWERS**

Part Number	Description
BB103121CC	3" Dia. Single Tap Chrome Tower with Chrome Clamp-On Bracket & Drip Tray
BB103122CC	3" Dia. 2 Tap Chrome Tower with Chrome Clamp-On Bracket & Drip Tray

**FLUSH MOUNT**

Part Number	L	W	Finish	Drain
BB701462	12"	5"	Brushed SS	✓
BB701464	24"	5"	Brushed SS	✓



BB701464



BB101177

**UNDERCOUNTER MOUNT WITH GLASS RINSER**

Part Number	Description
BB101177	8" x 8" Tray comes complete with: <ul style="list-style-type: none"> <li>· Stainless Steel Insert</li> <li>· Sprayer Assembly</li> <li>· Tubing &amp; Fittings</li> <li>· Mounting Hardware</li> </ul>



## WALL MOUNT DRIP TRAYS

### STAINLESS STEEL WALL MOUNTED DRIP TRAYS

Part Number	L	W	H	Drain
BB700049	5 5/8"	5 5/8"	1 1/4"	X
BB700050-06	6"	4"	3"	X
BB700050-10	10"	5"	1 1/4"	X



### STAINLESS STEEL WALL MOUNTED DRIP TRAYS

Part Number	L	W	H	Drain
BB700048	5 5/8"	5 5/8"	1 1/4"	✓



### STAINLESS STEEL WALL MOUNTED DRIP TRAYS

Part Number	L	W	H	Hole(s)	Drain
BB700051-JB	6"	6"	11"	1	✓
BB700051-0	8"	6 3/8"	14"	0	✓
BB700051-1	8"	6 3/8"	14"	1	✓
BB700051-2	8"	6 3/8"	14"	2	✓
BB700053-0	12"	6 3/8"	14"	0	✓
BB700053-1	12"	6 3/8"	14"	1	✓
BB700053-2	12"	6 3/8"	14"	2	✓
BB700053-3	12"	6 3/8"	14"	3	✓
BB700053-4	12"	6 3/8"	14"	4	✓
BB700055-4	16"	6 3/8"	14"	4	✓
BB700055-5	16"	6 3/8"	14"	5	✓
BB700056-6	24"	6 3/8"	14"	6	✓
BB700056-8	24"	6 3/8"	14"	8	✓
BB700057-08	30"	6 3/8"	14"	8	✓
BB700057-10	30"	6 3/8"	14"	10	✓
BB700058-12	36"	6 3/8"	14"	12	✓
BB700059-14	48"	6 3/8"	14"	14	✓
BB700059-16	48"	6 3/8"	14"	16	✓



## WALL MOUNT DISPENSERS

### STAINLESS STEEL WALL MOUNT DRIP TRAY WITH GLASS RINSER



BB700115-06

Part Number	L	W	H	Holes	Centers
BB700115-04	16"	8"	17"	4	4"
BB700115-06	24"	8"	17"	6	4"
BB700115-08	32"	8"	17"	8	4"
BB700115-10	40"	8"	17"	10	4"
BB700115-12	48"	8"	17"	12	4"

★ TAP HANDLES NOT INCLUDED

★ TAPS & SHANKS SOLD SEPARATELY



**GLASS RINSER TRAY INSERTS ARE PUNCHED, DEBURRED & FLARED FOR MAXIMUM SAFETY**



BB700138-05

### STAINLESS STEEL WALL MOUNT GROWLER FILLER WITH GLASS RINSER

Part Number	L	W	H	Holes	Centers
BB700138-02	12"	8"	22"	2	6"
BB700138-03	18"	8"	22"	3	6"
BB700138-04	24"	8"	22"	4	6"
BB700138-05	30"	8"	22"	5	6"
BB700138-06	36"	8"	22"	6	6"
BB700138-07	42"	8"	22"	7	6"
BB700138-08	48"	8"	22"	8	6"

### SHADOW BOXES



BB798120-L

BB798120-S

Part Number	L	D	Material	Sleeve
BB798114-L	14"	5"	Galvanized	Long
BB798114-S	14"	5"	Galvanized	Short
BB798120-L	20"	5"	Galvanized	Long
BB798120-S	20"	5"	Galvanized	Short
BB798123-L	23"	5"	Galvanized	Long
BB798123-S	23"	5"	Galvanized	Short

## DRIP TRAY ACCESSORIES

### DRIP TRAY ACCESSORIES

Part Number	Description
BB101180	Drain Nut with 1/2" Nipple
BB101183	Plastic 90° Drain Assembly - 1/2" NPT(F) x 1/2" Barb
BB101184	Drain Assembly for True Direct Draw Cabinets
BB101185	Drain Flange Adaptor with 1/2" Angled Spout
BB101186	4" Brass Drain with Lock Nut and Washer
BB101187	2" Brass Drain with Lock Nut and Washer
BB101188	1 1/8" Brass Drain with Lock Nut and Washer
QD100633	1/2" BSP x 3/8" OD Tube Water Connection
MP551825	1/4" X 1/4" Plastic Shut-Off
MP551830	1/4" X 3/8" Plastic Shut-Off
MP551837	3/8" X 3/8" Plastic Shut-Off
SF143325	1/4" x 1/4" x 1/4" SS Tee
WF006250	6" In-Line Water Filter - 1/4" FMPT
QD505375	3/8" Compression x 3/8" OD Valve




### GLASS RINSER ASSEMBLIES

Part Number	Description
BB101174	Heavy Duty Spray Assembly (Black Plate)
BB101175	Heavy Duty Spray Assembly (Stainless Steel Plate)
BB101178-PLS	Metal Spray Assembly (Plastic Circle)
BB101179	Standard Spray Assembly (Plastic Star)



### GLASS RINSER REPLACEMENT PARTS

Part Number	Description
BB101174-PLT	Plastic Plate for BB101174
BB101175-PLT	Stainless Steel Plate for BB101175
BB101179-STAR	Plastic Star for BB101179








## CHILL-MAX™ WALL-MOUNT CARTRIDGES

### CHILL-MAX™ AIR WALL-MOUNT CARTRIDGE

Part Number	Taps	Shank Length	Center	Tube Exit	Cooling
CC3060WB-AIR	6	2 3/4"	3"	Center	Air
CC3080WB-AIR	8	2 3/4"	3"	Center	Air
CC3100WB-AIR	10	2 3/4"	3"	Center	Air
CC3120WB-AIR	12	2 3/4"	3"	Center	Air
CC3140WB-AIR	14	2 3/4"	3"	Center	Air
CC3160WB-AIR	16	2 3/4"	3"	Center	Air
CC4040WB-AIR	4	2 3/4"	4"	Center	Air
CC4060WB-AIR	6	2 3/4"	4"	Center	Air
CC4080WB-AIR	8	2 3/4"	4"	Center	Air
CC4100WB-AIR	10	2 3/4"	4"	Center	Air
CC4120WB-AIR	12	2 3/4"	4"	Center	Air
CC6020WB-AIR	2	2 3/4"	6"	Center	Air
CC6030WB-AIR	3	2 3/4"	6"	Center	Air
CC6040WB-AIR	4	2 3/4"	6"	Center	Air
CC6050WB-AIR	5	2 3/4"	6"	Center	Air
CC6060WB-AIR	6	2 3/4"	6"	Center	Air
CC6070WB-AIR	7	2 3/4"	6"	Center	Air
CC6080WB-AIR	8	2 3/4"	6"	Center	Air



### CHILL-MAX™ cooling cartridges feature:

- Hardened Aluminum blocks
- Refrigerant grade copper
- 304SS product tubes
- NSF Flexible Total Barrier Tubing
- 304SS screw-in shanks
- Aluminum spacer bar
- Foam clam-shell



The engineering design process to create our CHILL-MAX™ cooling cartridge is based on 3 key principles:

#### PURITY

deliver product the way it was intended to taste

- 304SS Shanks
- NSF Total Barrier Tubing
- 304SS Product tubes

#### PERFORMANCE

provide superior thermal conductivity with less energy

- Aircraft grade aluminum blocks
- Refrigerant grade copper
- Innovative "Cold Core" insulation

#### HASSLE-FREE

lightweight with flexible lines for a quick and easy install

- Screw-in shanks
- Flexible product tubes
- Lightweight design



CC4060WB-CLD



### CHILL-MAX™ GLYCOL WALL-MOUNT CARTRIDGE

Part Number	Taps	Shank Length	Center	Tube Exit	Cooling
CC4040WB-CLD	4	2 3/4"	4"	Center	Glycol
CC4060WB-CLD	6	2 3/4"	4"	Center	Glycol
CC4080WB-CLD	8	2 3/4"	4"	Center	Glycol
CC4100WB-CLD	10	2 3/4"	4"	Center	Glycol
CC4120WB-CLD	12	2 3/4"	4"	Center	Glycol
CC6020WB-CLD	2	2 3/4"	6"	Center	Glycol
CC6030WB-CLD	3	2 3/4"	6"	Center	Glycol
CC6040WB-CLD	4	2 3/4"	6"	Center	Glycol
CC6050WB-CLD	5	2 3/4"	6"	Center	Glycol
CC6060WB-CLD	6	2 3/4"	6"	Center	Glycol
CC6070WB-CLD	7	2 3/4"	6"	Center	Glycol
CC6080WB-CLD	8	2 3/4"	6"	Center	Glycol

Building custom cooling cartridges is our specialty.

Call us today for a quote!

Order Toll Free 1.888.303.7707

www.cdnbev.com



## FAUCETS



### EUROPEAN FAUCETS - COMPATIBLE WITH US COUPLING NUTS

Part Number	Description
BB101223	Chr. Plated Euro Spherix Faucet - Fits Standard US Coupling Nut
BB101228	<b>316SS</b> Euro Faucet - Fits Standard US Coupling Nut
BB101233	Gold Plated Euro Faucet - Fits Standard US Coupling Nut
BB101234	Chr. Plated Euro Faucet - Fits Standard US Coupling Nut
BB090613	<b>304SS</b> Side Action Flow Control Faucet




### EUROPEAN FAUCETS

Part Number	Description
BB101221C	Chr. Plated Euro Flow Control Faucet
BB101221G	Gold Plated Euro Flow Control Faucet
BB101225	Chr. Plated Ball Valve Faucet with SS Nozzle
BB101231	<b>304SS</b> Euro Flow Control Faucet with Shank
BB101198	<b>316LSS</b> Flux Flow Control Faucet with Shank



### STOUT FAUCETS

Part Number	Description
BB101254	Polished <b>303SS</b> Stout Faucet
BB101254-G	Gold Plated <b>303SS</b> Stout Faucet
BB101196	Polished <b>316SS</b> Stout Faucet
BB101196-G	Gold Plated <b>316SS</b> Stout Faucet
BB090689	Polished <b>304SS</b> Stout Faucet



### PERLICK® STAINLESS STEEL FAUCETS

Part Number	Description
BB101212-SS	<b>304SS</b> Perlick 630SS Faucet - NSF
BB101214-SS	<b>304SS</b> Perlick 650SS Flow Control Faucet



★ TAP HANDLES NOT INCLUDED



PLASTIC FAUCETS

Part Number	Description
BB101236	Burgundy Wine Faucet with Chrome Nozzle
BB101236HD	Burgundy Wine Faucet with Chrome Tap Handle
BB101237	Black Wine Faucet with Chrome Nozzle
BB101237HD	Black Wine Faucet with Chrome Tap Handle
BB101239	White Wine Faucet with Chrome Nozzle
BB101239HD	White Wine Faucet with Chrome Tap Handle



CHROME PLATED DOMESTIC FAUCETS

Part Number	Description
BB101245	Economy Chrome Plated Faucet with Brass Lever
BB101252	Chrome Plated Faucet with Brass Lever
BB101250	Chrome Plated Faucet with Stainless Steel Lever



BRASS AND GOLD DOMESTIC FAUCETS

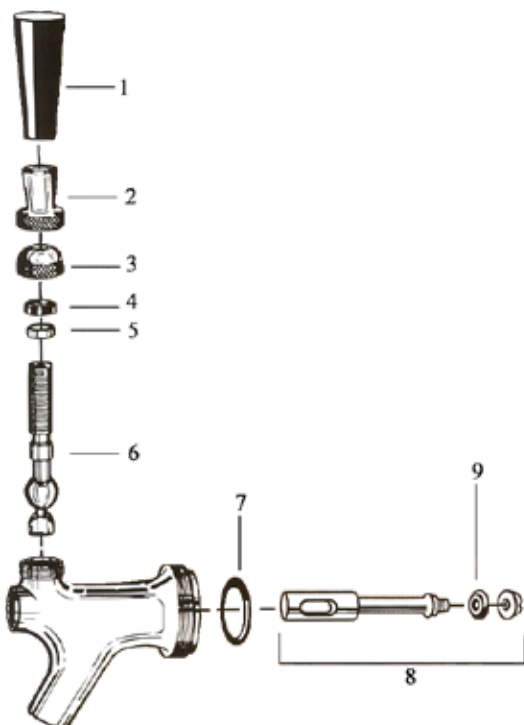
Part Number	Description
BB101253	Polished Brass Faucet with Brass Lever
BB101251	Polished Brass Faucet with Stainless Steel Lever
BB101249	Gold Plated Faucet with Brass Lever
BB101216	304SS/PVD-BRS Faucet with Stainless Steel Lever

STAINLESS STEEL DOMESTIC FAUCETS

Part Number	Description
BB090246	CBS 304SS Faucet
BB101246	Standard 304SS Faucet
BB101247	304SS Faucet-NSF
BB101248	303SS Faucet - not recommended for wine & cider

DOMESTIC FAUCET REPLACEMENT PARTS

Item	Part Number	Description
1	BB101255	Black Faucet Knob
1	BB101260	Chrome Plated Faucet Knob
2	BB101265	Lever Collar
2	BB101264	Brass Lever Collar
3	BB101266	Lever Bonnet
3	BB101263	Brass Lever Bonnet
4	BB101267	Friction Washer
5	BB101268	Ball Washer
6	BB101269	Brass Lever
6	BB101270	Stainless Steel Lever
7	BB101271	Coupling Washer
8	BB101272	Chrome Shaft Assembly
8	BB101272-SS	304SS Shaft Assembly
8	BB101273	Brass Shaft Assembly
9	BB101262	Valve Seat





## FAUCETS

### STOUT FAUCET REPLACEMENT PARTS

Part Number	Description
BB101254-KIT	Stout Faucet Nozzle Kit
BB101254-BD	Stout Faucet Diaphragm
BB101254-25	Stout Faucet CC Creamer Plate-.25mm
BB101254-30	Stout Faucet Creamer Plate-.30mm
BB101254-FS	Stout Faucet Flow Straightener
BB101254-OR	Stout Faucet BS 013 O'Ring



### FAUCET LOCKS

Part Number	Description
BB700405	Metal Faucet Lock
BB700407	Metal Faucet Lock - Celli (US)
BB700412	Metal Faucet Lock - Perlick 600 Series
BB700415	Perlick Faucet Lock - Chrome
BB700420	Stout Faucet Lock - Padlock not included



### TAP HANDLE EXTENSIONS

Part Number	Description
BB700428-C	1" Chrome Knob Extension
BB700429-C	2" Chrome Knob Extension
BB700430-B	Brass Angled Tap Extension
BB700430-C	Chrome Angled Tap Extension



### FAUCET PLUG

Part Number	Description
BB101435	Faucet Plug

### SPOUT CAPS

Part Number	Description
CP101550	Faucet Spout Cap for Domestic Faucets
CP101555	Faucet Spout Cap for European Taps with SS Nozzles



### KLEEN PLUG™


Part Number	Description
CP101525	Durable Brush and Plug keeps fruit flies out of beer taps

### FAUCET CLEANING BRUSH

Part Number	Description
CP101712	8" x 3/4" Cleaning Brush



**Kleen-Plug-use to keep fruit flies out of beer taps. Stepped design fits all beer tap sizes.**



## DOUBLE FAUCET SHANKS

Part Number	Description
BB101314	2" Chrome Plated with 3/16" Tailpieces
BB101315	4" Chrome Plated with 3/16" Tailpieces
BB101316	6" Chrome Plated with 3/16" Tailpieces

## SHANK ASSEMBLIES

Part Number	Description
BB101300	3" Shank with 3/16" Bore
BB101300-1/4	3" Shank with 1/4" Bore
BB101301	4 1/8" Shank with 3/16" Bore
BB101301A	5 1/8" Shank with 3/16" Bore
BB101302	6" Shank with 3/16" Bore
BB101303	8" Shank with 3/16" Bore
BB101303A	10" Shank with 3/16" Bore
BB101304	12" Shank with 1/4" Bore
BB101305	14" Shank with 1/4" Bore

## 304SS SHANKS ASSEMBLIES

Part Number	Description
BB101295-03SS	3 1/8" 304SS Shank Assembly with 1/4" Bore
BB101295-04SS	4 1/8" 304SS Shank Assembly with 1/4" Bore
BB101295-05SS	5 1/8" 304SS Shank Assembly with 1/4" Bore
BB101295-06SS	6 1/8" 304SS Shank Assembly with 1/4" Bore
BB101295-08SS	8 1/8" 304SS Shank Assembly with 1/4" Bore
BB101295-10SS	10 1/8" 304SS Shank Assembly with 1/4" Bore
BB101295-12SS	12 1/8" 304SS Shank Assembly with 1/4" Bore

## NIPPLE SHANK ASSEMBLIES

Part Number	Description
BB101293	1 3/4" 304SS Shank with 3/16" Barb Elbow
BB101293-NS	1 3/4" 304SS Shank with 3/16" Barb Straight
BB101293-WW	1 3/4" 304SS Shank with 1/4" Barb Elbow
BB101297-SS	2 1/2" 304SS Shank with 3/16" Barb Straight

## NIPPLE SHANKS

Part Number	Description
BB101287-SS	1 3/4" 304SS Shank with 3/16" Barb Elbow
BB101288-SS	1 3/4" 304SS Shank with 1/4" Barb Straight
BB101289-SS	1 3/4" 304SS Shank with 3/16" Barb Straight
BB101296-SS	2 1/2" 304SS Shank with 3/16" Barb Straight

## TOWER SHANKS

Part Number	Description
BB101290	1 3/4" Shank with 3/16" Barb Elbow
BB101291	1 3/4" Shank with 3/16" Barb Straight
BB101296	2 1/2" Shank with 3/16" Barb Straight

## 5/8" BSP EURO TOWER SHANKS

Part Number	Description
BB101306-SS	1 1/16" 304SS Shank
BB101307-SS	1 7/8" 304SS Shank



## SHANK REPLACEMENT PARTS

Part Number	Description
BB101276	Compression Nut
BB101277	Grommet/Gland
BB101278	Lock Nut for Tower
BB101279	7/8" Zinc Lock Washer
BB101282-B	Brass Outer Flange
BB101282-C	Chrome Outer Flange - 3" Dia.
SF250100	SS 3/16" Tube x 3/16" Barb Elbow
BB101333	Brass Lock Nut
BB101331	Stainless Steel Flange
BB101328	Chrome Coupling Nut
BB101329	Brass Coupling Nut
BB101329G	Gold Coupling Nut
BB101326	Sleeve
BB101325	Snap Ring
BB501000-C	Chrome Outer Flange - 4" Dia.

**TOOLS**

**FAUCET WRENCHES**

Part Number	Description
BB101719	Faucet Wrench
BB101721	Deluxe Faucet Wrench
BB101725	Euro Faucet Wrench
BB101726	Perlick Faucet Wrench
BB101727	6 in 1 Perlick Combination Wrench



**TOWER WRENCH**

Part Number	Description
BB101722	SS Tower Wrench



**CO<sub>2</sub> - N<sub>2</sub> PRIMARY REGULATOR WRENCH**

Part Number	Description
CO898804	CO <sub>2</sub> Wrench



**PINCERS**

Part Number	Description
MP559995	Straight Jaw Pincer
MP559999	Side Jaw Pincer
MP559996	Oetiker Straight Jaw Pincer
MP560000	Oetiker Side Jaw Pincer



**THERMOMETERS**

Part Number	Description
BB330020	1" Dial Thermometer
BB330021	Digital Thermometer
BB330025	Taylor Digital Waterproof Thermometer
BB330027	Comark Digital Waterproof Thermometer



**POCKET HOSE CUTTER**

Part Number	Description
MP559970	Pocket Hose Cutter
MP559971	Pocket Hose Cutter Blade (Each)



**MULTI-CUTTER**

Part Number	Description
MP559950	Multi-Cutter
MP559951	Multi-Cutter Blade (Each)



**JUMBO BUNDLE CUTTER**

Part Number	Description
MP559960	Jumbo Bundle Cutter







BB101258-B



BB101260

### METAL TAP HANDLES

Part Number	Description
BB101260	Chrome Metal Tap Handle - 2 1/2" Tall
BB101260-XL	Chrome Alloy Tap Handle - 2 1/2" Tall



BB101261-CHR



BB101261-GLD



BB101261-BLK

### PLASTIC TAP HANDLES

Part Number	Description
BB101255	Black Plastic Tap Handle - 2 3/4" Tall
BB101258-B	Black Plastic Tap Handle - 2 1/2" Tall
BB101259-B	Clear Tap Handle with Black Base - 3 1/4" Tall
BB101261-BLK	Black Plastic Tap Handle - 3 1/4" Tall
BB101261-CHR	Chrome Plastic Tap Handle - 3 1/4" Tall
BB101261-GLD	Gold Plastic Tap Handle - 3 1/4" Tall
BB100301-B	Ergo Black Plastic Tap Handle - 4" Tall
BB100301-C	Ergo Chrome Plastic Tap Handle - 4" Tall



BB100301-B



BB100301-C



BB101255

CBS offers Tap Handles in many shapes, sizes and colors. Our in-house Graphics and Print department specializes in short turnarounds on custom branding and finishing. Contact your CBS Sales Rep for more details.



 FINISHED WITH AIRCRAFT GRADE PAINT



## TAP HANDLES

### SMALL PUB TAP HANDLES

Part Number	Description
X920101	White Small Pub with Chrome Fittings
X920101-BR	Branded White Small Pub with Chrome Fittings
X920101-OS-BR	Branded White Small Pub with Chrome Oval Shield and Chrome Fittings
X920102	Black Small Pub with Chrome Fittings
X920102-BR	Branded Black Small Pub with Chrome Fittings
X920102-OS-BR	Branded Black Small Pub with Chrome Oval Shield and Chrome Fittings



X920101



X920102



X920101-BR



X920102-OS-BR

### SHOTGUN 2.0 TAP HANDLES

Part Number	Description
X919051-BR	Branded White Shotgun 2.0 with Chrome Base
X919052-BR	Branded Black Shotgun 2.0 with Chrome Base
X919053-BR	Branded Blue PMS 288 Shotgun 2.0 with Chrome Base
X919054-BR	Branded Red PMS 186 Shotgun 2.0 with Chrome Base
X919055-BR	Branded Green PMS 347 Shotgun 2.0 with Chrome Base



X919051-BR



X919052-BR



X919053-BR



X919054-BR



X919055-BR

### TOBIE TAP HANDLES

Part Number	Description
X898799W-C	White Tobie with Chrome Base
X898799W-CBR	Branded White Tobie with Chrome Base
X898799B-C	Black Tobie with Chrome Base
X898799B-CBR	Branded Black Tobie with Chrome Base



X898799W-C



X898799B-C



X898799W-CBR

Expand your brand visibility by adding your logo to any of our stock Tap Handles.

3 SIDED PRINT AVAILABLE ON TOBIE TAP HANDLES

### LARGE PUB TAP HANDLES

Part Number	Description
X920201	White Large Pub with Chrome Fittings
X920201-OS-BR	Branded White Large Pub with Chrome Oval Shield and Chrome Fittings
X920201-RT	White Large Pub with Chrome Round Top and Chrome Base
X920201-RT-BR	Branded White Large Pub with Chrome Round Top and Chrome Base
X920201-RDS-BR	Branded White Large Pub with Chrome Oval Shield, Round Top and Chrome Base
X920202	Black Large Pub with Chrome Fittings
X920202-OS-BR	Branded Black Large Pub with Chrome Oval Shield and Chrome Fittings
X920202-RT	Black Large Pub with Chrome Round Top and Chrome Base
X920202-RT-BR	Branded Black Large Pub with Chrome Round Top and Chrome Base
X920202-RDS-BR	Branded Black Large Pub with Chrome Oval Shield, Round Top and Chrome Base



X920201



X920202



X920201-OS-BR



X920202-OS-BR



X920201-RT



X920202-RT



X920201-RT-BR



X920201-RDS-BR

### ROUND CONICAL TAP HANDLES

Part Number	Description
X920210B-C	Black Round Conical with Chrome Fittings
X920210B-BR	Branded Black Round Conical with Chrome Fittings
X920210W-C	White Round Conical with Chrome Fittings
X920210W-BR	Branded White Round Conical with Chrome Fittings
X933611-BR	Branded Natural Chalkboard Round Conical with Chrome Fittings

### PADDLE CONICAL TAP HANDLES

Part Number	Description
X920214B-C	Black Paddle Conical with Chrome Fittings
X920214B-BR	Branded Black Paddle Conical with Chrome Fittings
X920214W-C	White Paddle Conical with Chrome Fittings
X920214W-BR	Branded White Paddle Conical with Chrome Fittings
X933601-BR	Branded Natural Chalkboard Paddle Conical with Chrome Fittings

### MINI TRAP-Z TAP HANDLES

Part Number	Description
X919021	White Mini Trap-Z with Chrome Base
X919021-BR	Branded White Mini Trap-Z with Chrome Base
X919022	Black Mini Trap-Z with Chrome Base
X919022-BR	Branded Black Mini Trap-Z with Chrome Base
X933521-BR	Branded Natural Chalkboard Mini Trap Z with Chrome Base

★ 4 SIDED PRINT AVAILABLE ON TRAP Z AND BATON TAP HANDLES

### TRAP-Z TAP HANDLES

Part Number	Description
X919740	White Trap-Z with Chrome Base
X919240-BR	Branded White Trap-Z with Chrome Base
X919241	Black Trap-Z with Chrome Base
X919241-BR	Branded Black Trap-Z with Chrome Base





## TAP HANDLES

### BATON TAP HANDLES

Part Number	Description
X919001	White Baton with Chrome Base
X919001-BR	Branded White Baton with Chrome Base
X919002	Black Baton with Chrome Base
X919002-BR	Branded Black Baton with Chrome Base
X933501-BR	Branded Natural Chalkboard Baton with Chrome Base



### OUTRIGGER TAP HANDLES

Part Number	Description
X919011	White Outrigger with Chrome Base
X919011-BR	Branded White Outrigger with Chrome Base
X919012	Black Outrigger with Chrome Base
X919012-BR	Branded Black Outrigger with Chrome Base
X933511-BR	Branded Natural Chalkboard Outrigger with Chrome Base



### T-BIRD TAP HANDLES

Part Number	Description
X919031	White T-Bird with Chrome Base
X919031-BR	Branded White T-Bird with Chrome Base
X919032	Black T-Bird with Chrome Base
X919032-BR	Branded Black T-Bird with Chrome Base
X933531-BR	Branded Natural Chalkboard T-Bird with Chrome Base



### TORCH TAP HANDLES


Part Number	Description
X919161	White Torch with Chrome Base
X919161-BR	Branded White Torch with Chrome Base
X919162	Black Torch with Chrome Base
X919162-BR	Branded Black Torch with Chrome Base

★ 4 SIDED PRINT AVAILABLE ON TORCH AND MAGNUM TAP HANDLES



### MAGNUM TAP HANDLES

Part Number	Description
X919181	White Magnum with Chrome Base
X919181-BR	Branded White Magnum with Chrome Base
X919182	Black Magnum with Chrome Base
X919182-BR	Branded Black Magnum with Chrome Base
X933581-BR	Branded Natural Chalkboard Magnum with Chrome Base



### TRIUMPH TAP HANDLES

Part Number	Description
X919211	White Triumph with Chrome Base
X919211-BR	Branded White Triumph with Chrome Base
X919212	Black Triumph with Chrome Base
X919212-BR	Branded Black Triumph with Chrome Base



X919212-BR



X919211-BR



X919212



X919211



X933571-BR



X919172-BR



X919172



X919171

### VICTORY TAP HANDLES

Part Number	Description
X919171	White Victory with Chrome Base
X919171-BR	Branded White Victory with Chrome Base
X919172	Black Victory with Chrome Base
X919172-BR	Branded Black Victory with Chrome Base
X933571-BR	Branded Natural Chalkboard Victory with Chrome Base

### ERGO TAP HANDLES

Part Number	Description
X919221	White Ergo Tap Handle
X919221-BR	Branded White Ergo Tap Handle
X919222	Black Ergo Tap Handle
X919222-BR	Branded Black Ergo Tap Handle



X919222-BR



X919221-BR



X919222



X919221

### BEER CAN TAP HANDLES

Part Number	Description
X919150	White Beer Can with Chrome Base
X919150-WP	Branded White Beer Can with Chrome Base
X919152	Silver Beer Can with Chrome Base
X919152-WP	Branded Silver Beer Can with Chrome Base



X919152-WP



X919150-WP



X919152



X919150

### WINE BOTTLE TAP HANDLES

Part Number	Description
X919262	White Wine Bottle with Chrome Base
X919262-BR	Branded White Wine Bottle with Chrome Base
X919252	Red Wine Bottle with Chrome Base
X919252-BR	Branded Red Wine Bottle with Chrome Base



X919262-BR



X919252-BR



X919262



X919252

BRANDED MEDALLIONS

# CERAMIC



X900500

## LIT DOME

### CERAMIC MEDALLION

Part Number	Description
X900150	Branded 82mm Diameter White Ceramic Medallion

### PLASTIC DOME FOR LIT TOWER

Part Number	Description
X900500	Branded Lit Dome fits 80 and 82mm Lit Medallion Holders

### CLEAR ACRYLIC FISH EYE MEDALLIONS

Part Number	Description
X900206	Branded 60mm Diameter Fish Eye-Use in Vin Service's 4 Tap Lit Sexy
X900210	Branded 80mm Diameter Fish Eye-Use in Vin Service Lit Towers
X900220	Branded 82mm Diameter Fish Eye Medallion

X900150



X900206

X900220



Snaps into Vin Service and Perlick Illuminated Towers – no tape required!



X900210

# FISH EYE





### OVAL VERTICAL MEDALLION ASSEMBLIES



Part Number	Description
BB501100	Chrome Oval Medallion Holder with Angled Support
BB501105B	Dark Nickel Short Medallion Holder
BB501105C	Chrome Short Medallion Holder
BB501105G	Gold Short Medallion Holder
BB501107B	Dark Nickel Tall Medallion Holder
BB501107C	Chrome Tall Medallion Holder
BB501107G	Gold Tall Medallion Holder
BB501108B	Dark Nickel Extra Tall Medallion Holder
BB501108C	Chrome Extra Tall Medallion Holder
BB501108G	Gold Extra Tall Medallion Holder

### OVAL HORIZONTAL MEDALLION ASSEMBLIES



Part Number	Description
BB501110B	Dark Nickel Short Medallion Holder
BB501110C	Chrome Short Medallion Holder
BB501110G	Gold Short Medallion Holder
BB501112B	Dark Nickel Tall Medallion Holder
BB501112C	Chrome Tall Medallion Holder
BB501112G	Gold Tall Medallion Holder
BB501113B	Dark Nickel Extra Tall Medallion Holder
BB501113C	Chrome Extra Tall Medallion Holder
BB501113G	Gold Extra Tall Medallion Holder



### ROUND MEDALLION ASSEMBLIES

Part Number	Description
BB501101C	Chrome Medallion Holder with Angled Support
BB501101G	Gold Medallion Holder with Angled Support
BB501125B	Dark Nickel Short Medallion Holder
BB501125C	Chrome Short Medallion Holder
BB501125G	Gold Short Medallion Holder
BB501130B	Dark Nickel Tall Medallion Holder
BB501130C	Chrome Tall Medallion Holder
BB501130G	Gold Tall Medallion Holder
BB501131B	Dark Nickel Extra Tall Medallion Holder
BB501131C	Chrome Extra Tall Medallion Holder
BB501131G	Gold Extra Tall Medallion Holder



## ROUND MEDALLION HOLDERS

### 3 WAY ROUND MEDALLION HOLDER

Part Number	Description
BB501200B	Dark Nickel Medallion Holder Assembly
BB501200C	Chrome Medallion Holder Assembly
BB501200G	Gold Medallion Holder Assembly

### 4 WAY ROUND MEDALLION HOLDER

Part Number	Description
BB501220B	Dark Nickel Medallion Holder Assembly
BB501220C	Chrome Medallion Holder Assembly
BB201220G	Gold Medallion Holder Assembly

### FACE MOUNT ROUND MEDALLION HOLDER

Part Number	Description
BB501170	Chrome Round Medallion Holder with Screw for Face Mount Applications

### FAUCET MOUNT ROUND MEDALLION HOLDER

Part Number	Description
BB501320C	Chrome Round Faucet Mount Medallion Holder

### 3" DIA. TOWER CAP WITH MEDALLION - 1 SIDE

Part Number	Description
BB103440-BR	Brass Tower Cap Medallion Holder-Holds One 82mm Diameter Medallion
BB103440-C	Chrome Tower Cap Medallion Holder-Holds One 82mm Diameter Medallion

### 3" DIA. TOWER CAP WITH MEDALLION - 2 SIDE

Part Number	Description
BB103442-BR	Brass Tower Cap Medallion Holder-Holds Two 82mm Diameter Medallions
BB103442-C	Chrome Tower Cap Medallion Holder-Holds Two 82mm Diameter Medallions

### 3" DIA. CHROME TOWER CAP WITH LIT MEDALLION HOLDER

Part Number	Description
BB103470-C	Chrome Tower Cap Lit Medallion Holder - Holds Two 80mm Diameter Medallions


CBS medallion holders are available in the following finishes:



Chrome

Dark Nickel

Gold



**\* MEDALLIONS & TAP HANDLES NOT INCLUDED**



## LIT MEDALLION HOLDERS

### 80MM ROUND PLUG & PLAY LED LIT MEDALLION HOLDERS



BB502181PP



BB502183PP



BB502186PP

★ MEDALLIONS NOT INCLUDED

Part Number	Description
BB502181PP	Single Chrome Plug & Play LED Lit Medallion Holder
BB502183PP	Double Chrome Plug & Play LED Lit Medallion Holder
BB502186PP	Triple Chrome Plug & Play LED Lit Medallion Holder

### LED LIGHT STRIP

Part Number	Description
BB502150	LED Light Strip for VS Medallion Holders

### TRANSFORMER FOR LIT MEDALLION HOLDERS

Part Number	Description
BB501999	12V-5W-.1A LED TRANSFORMER - 115V



BB501999

### PLUG & PLAY ELECTRICAL CONNECTION SUPPORT

Part Number	Description
BB502191-PP	Plug & Play Chrome Female Connector - Includes Conical Support w/Set Screw, Wiring and Wiring Connectors



BB502191-PP



BB502191-PP



### PLUG & PLAY LIT MEDALLIONS

CBS Lights it up with the innovative Plug and Play Lit Medallion holder from Vin Service. Changing the brand logo on a medallion holder has never been easier! Just undo the allen screw at the base of the holder and remove the entire LED light assembly, medallion and all.








## VS GLYCOL POWER PACKS


### GLYCOL POWER PACKS - AIR COOLED


MADE IN EUROPE



ASSEMBLED IN CANADA

Part Number	Description
BB989950	VS 1/6 HP Flat
	<ul style="list-style-type: none"> <li>950 BTU's</li> <li>Digital Thermostat</li> <li>115V/60HZ - 15 Amp Circuit</li> <li>16 1/4" x 13 1/4" x 16"</li> <li>3.5 Gallon Bath</li> <li>Vertical Pump</li> <li>Refrigerant Gas: R134a</li> </ul>
BB989955	VS 1/3 HP Super Flat
	<ul style="list-style-type: none"> <li>2800 BTU's</li> <li>Digital Thermostat</li> <li>115V/60HZ - 15 Amp Circuit</li> <li>23 3/4" x 15 1/2" x 15 3/4"</li> <li>4.5 Gallon Bath</li> <li>Vertical Pump</li> <li>Refrigerant Gas: R404a</li> </ul>
BB989958	VS 1/3 HP Super Flat Ultra
	<ul style="list-style-type: none"> <li>2800 BTU's</li> <li>Digital Thermostat</li> <li>115V/60HZ - 15 Amp Circuit</li> <li>25" x 17" x 17"</li> <li>4.5 Gallon Bath</li> <li>Rotary Vane Pump &amp; Motor</li> <li>Dumper Coupling</li> <li>Refrigerant Gas: R404a</li> </ul>

Description	
VS 1/3 HP Glycol Power Packs	
<ul style="list-style-type: none"> <li>2900 BTU's</li> <li>Digital Thermostat</li> <li>115V/60HZ</li> <li>13.2 Gallon Bath</li> <li>Rotary Vane Pump &amp; Motor</li> <li>Dumper Coupling</li> <li>Refrigerant Gas: R134a</li> </ul>	 <p><b>BB989960</b></p>
Part Number	Part Number
BB989960	BB989963
<ul style="list-style-type: none"> <li>One Pump &amp; Motor</li> <li>17 5/8" x 27 3/8" x 23 5/8"</li> <li>15 Amp Circuit</li> </ul>	<ul style="list-style-type: none"> <li>Two Pumps &amp; Motors</li> <li>23 5/8" x 27 3/8" x 23 5/8"</li> <li>20 Amp Circuit</li> </ul>

Description	
VS 1/2 HP Glycol Power Packs	
<ul style="list-style-type: none"> <li>4100 BTU's</li> <li>Digital Thermostat</li> <li>115V/60HZ</li> <li>13.2 Gallon Bath</li> <li>Rotary Vane Pump &amp; Motor</li> <li>Dumper Coupling</li> <li>Refrigerant Gas: R134a</li> </ul>	 <p><b>BB989975</b></p>
Part Number	Part Number
BB989971	BB989975
<ul style="list-style-type: none"> <li>One Pump &amp; Motor</li> <li>17 5/8" x 27 3/8" x 23 5/8"</li> <li>20 Amp Circuit</li> </ul>	<ul style="list-style-type: none"> <li>Two Pumps &amp; Motors</li> <li>23 5/8" x 27 3/8" x 23 5/8"</li> <li>25 Amp Circuit</li> </ul>

Description	
VS 3/4 HP Glycol Power Packs	
<ul style="list-style-type: none"> <li>5200 BTU's</li> <li>Digital Thermostat</li> <li>220V/60HZ</li> <li>13.2 Gallon Bath</li> <li>Rotary Vane Pump &amp; Motor</li> <li>Dumper Coupling</li> <li>Refrigerant Gas: R134a</li> </ul>	 <p><b>BB989981</b></p>
Part Number	Part Number
BB989981	BB989985
<ul style="list-style-type: none"> <li>Two Pumps &amp; Motors</li> <li>23 5/8" x 27 3/8" x 23 5/8"</li> <li>25 Amp Circuit</li> </ul>	<ul style="list-style-type: none"> <li>Three Pumps &amp; Motors</li> <li>29 5/8" x 27 3/8" x 23 5/8"</li> <li>30 Amp Circuit</li> </ul>

### VS GPP REPLACEMENT PARTS

Part Number	Description
BB996041	Digital Thermostat for VS Glycol Power Packs (GD/FC/CT)
BB996020	Pump Assembly For Flat Glycol Power Pack
BB996024	Pump Assembly For Super Flat Glycol Power Pack







1/3 HP Glycol Power Pack - 2560 BTU's						
Part Number	Pumps	Volts	Size	Weight	Plug	Outlet
BB991050	1	115V-15 Amp Circuit	20" x 16 1/2" x 20"	70lbs	5-15P	Remote
<ul style="list-style-type: none"> <li>Digital Thermostat</li> <li>4.5 Gallon Bath</li> <li>Vertical Pump</li> </ul>						



1/3 HP Glycol Power Packs - 3282 BTUs						
Part Number	Pumps	Volts	Size	Weight	Plug	Outlets
BB991060	1	115V-15 Amp Circuit	20 1/2" x 27 1/2" x 23"	120lbs	5-15P	Remote
BB991065	2	115V-20 Amp Circuit	26 1/2" x 27 1/2" x 23"	115lbs	5-15P	Remote
BB992265	2	115V-30 Amp Circuit	26 1/2" x 27 1/2" x 23"	125lbs	5-30P	Onboard
<ul style="list-style-type: none"> <li>Digital Thermostat</li> <li>17 Gallon Bath</li> <li>1/3 HP Motor</li> <li>Dumper Coupling</li> <li>Rotary Vane Pump</li> </ul>						



1/2 HP Glycol Power Packs - 4080 BTUs						
Part Number	Pumps	Volts	Size	Weight	Plug	Outlets
BB991070	1	115V-15 Amp Circuit	20 1/2" x 27 1/2" x 23"	135lbs	5-15P	Remote
BB991075	2	115V-25 Amp Circuit	26 1/2" x 27 1/2" x 23"	145lbs	5-15P	Remote
BB992275	2	115V-30 Amp Circuit	26 1/2" x 27 1/2" x 23"	145lbs	5-30P	Onboard
<ul style="list-style-type: none"> <li>Digital Thermostat</li> <li>17 Gallon Bath</li> <li>1/3 HP Motor</li> <li>Dumper Coupling</li> <li>Rotary Vane Pump</li> </ul>						



3/4 HP Glycol Power Packs - 6138 BTUs						
Part Number	Pumps	Volts	Size	Weight	Plug	Outlets
BB991085	2	115V-25 Amp Circuit	26 1/2" x 27 1/2" x 23"	145lbs	5-20P	Remote
BB991090	3	115V-30 Amp Circuit	26 1/2" x 27 1/2" x 29"	155lbs	5-20P	Remote
BB992280	1	208/230V-15 Amp Circuit	20 1/2" x 27 1/2" x 23"	135lbs	6-15P	Onboard
BB992285	2	208/230V-15 Amp Circuit	26 1/2" x 27 1/2" x 23"	145lbs	6-15P	Onboard
<ul style="list-style-type: none"> <li>Digital Thermostat</li> <li>17 Gallon Bath</li> <li>1/3 HP Motor</li> <li>Dumper Coupling</li> <li>Rotary Vane Pump</li> </ul>						

## GLYCOL POWER PACKS: SYSTEM INSTALLATION

### 100% PROPYLENE GLYCOL USP

Part Number	Description
BB990099	100% Propylene Glycol USP - 4 Litre Jug / 1 Gallon
BB990102	100% Propylene Glycol USP - 18.9 Litre / 5 Gallons



BB990099



BB990102



MP000599



Glycol Tester  
use this device to  
get an accurate  
reading of the  
glycol/water ratio  
in the Power Pack  
bath.

BB990300

### POWER PACK REPLACEMENT PARTS

Part Number	Description
MP551740	1/3 HP Motor - 1725 RPM
MP000448	Dumper Coupling Kit
MP000599	Foam Pump Jacket - Grey
MP000583	49 GPH Brass Rotary Vane Pump
MP000585	75 GPH Brass Rotary Vane Pump
MP000587	105 GPH Brass Rotary Vane Pump
BB989859	49 GPH Pump & Motor Assembly
BB989860	75 GPH Pump & Motor Assembly
BB989861	105 GPH Pump & Motor Assembly
CO881742	Brass 3/8" NPT x 3/8" Barb
CO881744	Brass 3/8" NPT x 1/2" Barb



MP551740



MP000448



MP000583



BB989860

### CHILL-MAX™ POWER PACK REPLACEMENT PARTS

Part Number	Description
BB991200	Digital Thermostat for CM Glycol Power Pack
BB991201	Relay for CM Glycol Power Pack
BB996024	Vertical Pump Assembly for BB991050 Power Pack



BB996024



BB991200

### VS POWER PACK REPLACEMENT PARTS

Part Number	Description
BB996041	Digital Thermostat for US Glycol Power Packs
BB996020	Vertical Pump Assembly for VS Flat Glycol Power Pack
BB996024	Vertical Pump Assembly for VS Super Flat Glycol Power Pack



BB996020



BB996041

EACH KIT INCLUDES ENOUGH PARTS TO COMPLETE A 10L GLYCOL COOLED SYSTEM

ID	Part Number	SS Clamps	SS Splicers	SS Tailpieces	Hoses	Tapes	Insulation
1/4"	BB92250M	20 x 10.5mm 20 x 13.3mm 20 x 14.0mm 20 x 16.2mm 20 x 17.0mm	10 x 1/4" x 1/4" 2 x 3/8" "L"	10 x 1/4"	12' x 2L GD Connector	2" Foam	
	BB94250C	30 x 10.5mm 20 x 13.3mm 50 x 14.0mm 20 x 16.2mm 10 x 17.0mm	10 x 1/4" x 1/4" 2 x 3/8" "L" 8 x 3/8" 4 x 3/8" "U"	10 x 1/4"	12' x 2L GD Connector 100' x 3/16" Vinyl 100' x 5/16" Vinyl Braid	2" Barrier 2" Foil 2" Foam 2" Moisture	6' x 1/2" ID x 1/2" Wall Foam 6' x 1 7/8" ID x 1/2" Wall Foam
5/16"	BB92312M	20 x 13.3mm 20 x 14.0mm 20 x 16.2mm 20 x 17.0mm	10 x 5/16" x 1/4" 2 x 3/8" "L"	10 x 5/16"	12' x 2L GD Connector	2" Foam	
	BB94312C	30 x 12.3mm 20 x 13.3mm 30 x 14.0mm 20 x 16.2mm 10 x 17.0mm	10 x 5/16" x 1/4" 2 x 3/8" "L" 8 x 3/8" x 3/8" 4 x 3/8" "U"	10 x 5/16"	12' x 2L GD Connector 100' x 3/16" Vinyl 100' x 5/16" Vinyl Braid	2" Barrier 2" Foil 2" Foam 2" Moisture	6' x 1/2" ID x 1/2" Wall Foam 6' x 1 7/8" ID x 1/2" Wall Foam
3/8"	BB92375M	20 x 13.3mm 20 x 14.0mm 20 x 16.2mm 10 x 17.0mm	10 x 3/8" x 1/4" 2 x 3/8" "L"		12' x 2L GD Connector		
	BB94375C	20 x 13.3mm 50 x 14.0mm 20 x 16.2mm 10 x 17.0mm	10 x 3/8" x 1/4" 2 x 3/8" "L" 8 x 3/8" x 3/8" 4 x 3/8" "U"		12' x 2L GD Connector 100' x 3/16" Vinyl 100' x 5/16" Vinyl Braid	2" Barrier 2" Foil 2" Foam 2" Moisture	6' x 1/2" ID x 1/2" Wall Foam 6' x 1 7/8" ID x 1/2" Wall Foam



### GLYCOL POWER PACK CONNECTOR

USE TO CONNECT GLYCOL POWER PACK TO TRUNK LINE

Part Number	Description
BT020200	2 Glycol Tubes
BT020400	4 Glycol Tubes
<b>CONNECTOR INCLUDES:</b> <ul style="list-style-type: none"> <li>• Flexible Taped Jacket</li> <li>• 3/4" Closed Cell Foam Insulation</li> <li>• Foil Wrap</li> <li>• Moisture Barrier Wrap</li> <li>• 3/8" ID Color Coded Glycol Tubes</li> </ul>	



BT020200



BT020400

TUBING: TRUNKLINE



TAPED TRUNKLINE

- 3/4" Closed Cell Foam Insulation
- Foil Wrap
- Moisture Barrier Wrap
- Color Coded Glycol Tubes
- Individually Identified Product Tubes
- Cabled For Maximum Flexibility

\* Tubing lengths can be cut to order and shipped the same day



1/4" ID TRUNKLINE - .30 LBS OF RESTRICTION PER FOOT

Part Number	Cabled	Tubing	Product Tubes	ID	Glycol Tubes	ID	Bundle OD
BT040125	X	Duoflex	2	1/4"	2	3/8"	2 3/4"
BT060125	X	Duoflex	4	1/4"	2	3/8"	2 3/4"
BT086225	X	Duoflex	6	1/4"	2	3/8"	2 3/4"
BT108225	X	Duoflex	8	1/4"	2	3/8"	3"
BT1612425	X	Duoflex	12	1/4"	4	3/8"	3 1/2"



BT060125

5/16" ID TRUNKLINE - .10 LBS OF RESTRICTION PER FOOT

Part Number	Cabled	Tubing	Product Tubes	ID	Glycol Tubes	ID	Bundle OD
BT042257	X	Hi-Gloss	2	5/16"	2	3/8"	2 3/4"
BT064257	X	Hi-Gloss	4	5/16"	2	3/8"	2 3/4"
BT086257	X	Hi-Gloss	6	5/16"	2	3/8"	3"
BT108257	X	Hi-Gloss	8	5/16"	2	3/8"	3 1/4"
BT108259	X	Duoflex	8	5/16"	2	3/8"	3 1/4"
BT1410457	✓	Hi-Gloss	10	5/16"	4	3/8"	3 1/2"
BT1410459	✓	Duoflex	10	5/16"	4	3/8"	3 1/2"
BT1612457	✓	Hi-Gloss	12	5/16"	4	3/8"	3 3/4"
BT1612459	✓	Duoflex	12	5/16"	4	3/8"	3 3/4"
BT1814457	✓	Hi-Gloss	14	5/16"	4	3/8"	4"
BT1814459	✓	Duoflex	14	5/16"	4	3/8"	4"
BT2016457	✓	Hi-Gloss	16	5/16"	4	3/8"	4 1/4"
BT2016459	✓	Duoflex	16	5/16"	4	3/8"	4 1/4"



BT042257

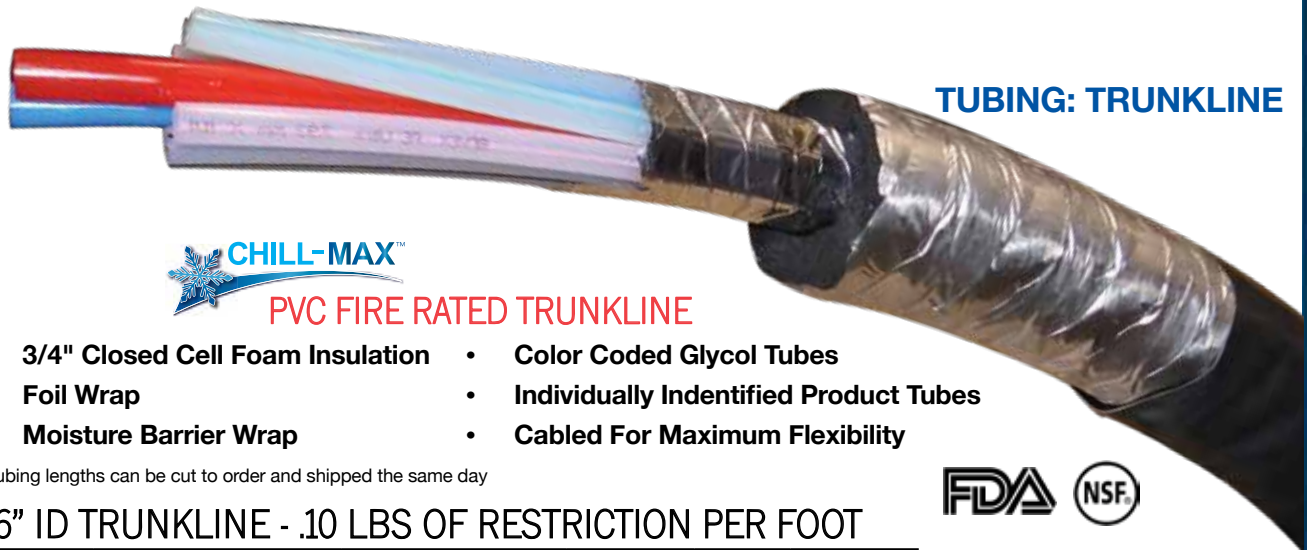
3/8" ID TRUNKLINE - .06 LBS OF RESTRICTION PER FOOT

Part Number	Cabled	Tubing	Product Tubes	ID	Glycol Tubes	ID	Bundle OD
BT042287	X	Hi-Gloss	2	3/8"	2	3/8"	2 3/4"
BT064287	X	Hi-Gloss	4	3/8"	2	3/8"	2 3/4"
BT086287	X	Hi-Gloss	6	3/8"	2	3/8"	3"
BT108287	X	Hi-Gloss	8	3/8"	2	3/8"	3 1/4"
BT1410487	✓	Hi-Gloss	10	3/8"	4	3/8"	3 1/2"
BT1410489	✓	Duoflex	10	3/8"	4	3/8"	3 1/2"
BT1612487	✓	Hi-Gloss	12	3/8"	4	3/8"	3 3/4"
BT1612489	✓	Duoflex	12	3/8"	4	3/8"	3 3/4"
BT1814487	✓	Hi-Gloss	14	3/8"	4	3/8"	4"
BT2016487	✓	Hi-Gloss	16	3/8"	4	3/8"	4 1/4"
BT2016489	✓	Duoflex	16	3/8"	4	3/8"	4 1/4"



BT1612487





PVC FIRE RATED TRUNKLINE

- 3/4" Closed Cell Foam Insulation
- Color Coded Glycol Tubes
- Foil Wrap
- Individually Identified Product Tubes
- Moisture Barrier Wrap
- Cabled For Maximum Flexibility

\* Tubing lengths can be cut to order and shipped the same day



5/16" ID TRUNKLINE - .10 LBS OF RESTRICTION PER FOOT


Part Number	Cabled	Tubing	Product Tubes	ID	Glycol Tubes	ID	Bundle OD
BT042260	X	Hi-Gloss	2	5/16"	2	3/8"	2 3/4"
BT064260	X	Hi-Gloss	4	5/16"	2	3/8"	2 3/4"
BT086260	X	Hi-Gloss	6	5/16"	2	3/8"	3"
BT108260	X	Hi-Gloss	8	5/16"	2	3/8"	3 1/4"
BT1210260	✓	Hi-Gloss	10	5/16"	2	1/2"	3 1/2"
BT1410460	✓	Hi-Gloss	10	5/16"	4	3/8"	3 1/2"
BT1410469	✓	Duoflex	12	5/16"	4	3/8"	3 1/2"
BT1612460	✓	Hi-Gloss	12	5/16"	4	3/8"	3 3/4"
BT1612469	✓	Duoflex	12	5/16"	4	3/8"	3 3/4"
BT1814460	✓	Hi-Gloss	14	5/16"	4	3/8"	4"
BT1814469	✓	Duoflex	14	5/16"	4	3/8"	4"
BT1816469	✓	Duoflex	16	5/16"	4	3/8"	4"



BT086269

3/8" ID TRUNKLINE - .06 LBS OF RESTRICTION PER FOOT

Part Number	Cabled	Tubing	Product Tubes	ID	Glycol Tubes	ID	Bundle OD
BT042290	X	Hi-Gloss	2	3/8"	2	3/8"	2 3/4"
BT064290	X	Hi-Gloss	4	3/8"	2	3/8"	2 3/4"
BT086290	X	Hi-Gloss	6	3/8"	2	3/8"	3"
BT086299	X	Duoflex	6	3/8"	2	3/8"	3"
BT108290	X	Hi-Gloss	8	3/8"	2	3/8"	3 1/4"
BT1210290	✓	Hi-Gloss	10	3/8"	2	1/2"	3 1/2"
BT1410490	✓	Hi-Gloss	10	3/8"	4	3/8"	3 1/2"
BT1410499	✓	Duoflex	10	3/8"	4	3/8"	3 1/2"
BT1612490	✓	Hi-Gloss	12	3/8"	4	3/8"	3 3/4"
BT1612499	✓	Duoflex	12	3/8"	4	3/8"	3 3/4"
BT1814490	✓	Hi-Gloss	14	3/8"	4	3/8"	4"
BT1814499	✓	Duoflex	14	3/8"	4	3/8"	4"
BT2016499	✓	Duoflex	16	3/8"	4	3/8"	4"




BT1410499

## TUBING

### FLOW RESTRICTORS

Part Number	Beer Lines	Description
BT785250	6	Restrictor Kit - 1/4" ID Tubing
BT785260	6	Restrictor Kit - 5/16" ID Tubing
BT785270	6	Restrictor Kit - 3/8" ID Tubing
BT101580-250	-	Restrictor Element - 24 Segment



### KIT INCLUDES

- 3 x 24 Segment Restrictor Elements
- 6 x 1' Length of 1/4" ID Barrier Tubing
- 24 SS Clamps
- 6 SS Splicers



### BARRIER TUBING

Part Number	Description	Color	Length
BT143650	3/16" ID x 5/16" OD Barrier Tubing	Natural	500'
BT143900	1/4" ID x 3/8" OD Barrier Tubing	Natural	500'
BT144750	1/4" ID x 0.420" OD Barrier Braided Hose	White	500'
BT384900	5/16" ID x 7/16" OD Barrier Tubing	Natural	500'
BT385100	3/8" ID x 1/2" OD Barrier Tubing	Natural	500'
BT386394	1/4" ID x 0.535" OD Barrier Braided Hose	White	300'



### ULTRA BARRIER TUBING

Part Number	Description	Color	Length
BT382187	3/16" ID x 7/16" OD PVC/BPA Free Tubing	Clear	100'
BT382250	1/4" ID x 1/2" OD PVC/BPA Free Tubing	Clear	100'
BT382375	3/8" ID x 5/8" OD PVC/BPA Free Tubing	Clear	100'
BT387312	5/16" ID x 9/16" OD PVC/BPA Free Tubing	Clear/Stripe	100'



### NSF FLEXIBLE TOTAL BARRIER TUBING

Part Number	Description	Color	Length
BT381187-100	3/16" ID x 7/16" OD NSF Total Barrier Tubing	Clear	100'
BT381187-500	3/16" ID x 7/16" OD NSF Total Barrier Tubing	Clear	500'
BT381375-100	3/8" ID x 5/8" OD NSF Total Barrier Tubing	Clear	100'
BT381375-500	3/8" ID x 5/8" OD NSF Total Barrier Tubing	Clear	500'

- FDA Compliant and NSF-51 Certified
- Extreme low temperature properties – stays flexible up to -4F/-20C
- Zero flavor transfer – reacts like flexible Stainless Steel
- Phthalate free – Prop 65 Compliant, contains no PVC
- Excellent gas barrier properties
- Can be used with all products up to 45% abv.



## VINYL TUBING

Part Number	Description	Color	Length
BT385175	1/8" ID x 3/16" OD EVA Tubing	Clear	2000'
BT385187	3/16" ID x 7/16" OD Vinyl Tubing	Clear	100'
BT385825	1/4" ID x 1/2" OD Vinyl Tubing	Clear	100'
BT385804	5/16" ID x 9/16" OD Vinyl Tubing	Clear	100'
BT385840	5/16" ID x 9/16" OD Vinyl Tubing	Red	100'
BT385860	5/16" ID x 9/16" OD Vinyl Tubing	Blue	100'
BT385809	3/8" ID x 5/8" OD Vinyl Tubing	Clear	100'

## PVC BRAIDED HOSE

Part Number	Description	Color	Length
BT144500	1/4" ID x 1/2" OD PVC Braided Hose	Clear	100'
BT385800	5/16" ID x 9/16" OD PVC Braided Hose	Clear	100'
BT386312-100	5/16" ID x 9/16" OD PVC Braided Hose	Red	100'
BT386312-500	5/16" ID x 9/16" OD PVC Braided Hose	Red	500'
BT385807	3/8" ID x 5/8" OD PVC Braided Hose	Clear	100'
BT500650	1/2" ID x 3/4" OD PVC Braided Hose	Clear	100'
BT500675	3/4" ID x 1" OD PVC Braided Hose	Clear	100'

## VINYL DRAIN TUBING

Part Number	Description	Color	Length
BT385815	5/16" ID x 7/16" OD Vinyl Drain Tubing	Clear	100'
BT600740	1/2" ID x 3/4" OD Vinyl Drain Tubing	Grey	100'
BT600750	3/4" ID x 1" OD Vinyl Drain Tubing	Grey	100'
BT601000	1" ID x 1 1/4" OD Vinyl Drain Tubing	Grey	100'

## POLYETHYLENE TUBING

Part Number	Description	Color	Length
BT143800	1/4" ID x 3/8" OD Poly Tubing	Natural	500'
BT385000	3/8" ID x 1/2" OD Poly Tubing	Natural	500'

## POLY BRAIDED HOSE

Part Number	Description	Color	Length
BT144600	.265" ( 1/4") ID x .457" OD Poly Braided Hose	White	500'
BT144700	.265" ( 1/4") ID x .457" OD Poly Braided Hose	Black	500'
BT386350	.375" ( 3/8") ID x .593" OD Poly Braided Hose	White	300'
BT386375	.375" ( 3/8") ID x .593" OD Poly Braided Hose	Black	300'



## GLYCOL POWER PACKS: SYSTEM INSTALLATION

### TAPES

Part Number	Description
MP100700	Insulation Tape - 2" x 30'
MP100704	Insulation Tape - 2" x 48'
MP100737	Insulation Tape - 7" x 48'
MP100810	Vinyl Electrical Tape - 2" Wide x 60' - 1 Roll
MP100820	Vinyl Electrical Tape - 2" Wide - 1 Sleeve ( 4 Rolls )
MP100825	Vinyl Electrical Tape - 2" Wide - 1 Case ( 80 Rolls )
MP100862	3mm Foil Tape - 2" Wide x 180'
MP100887	2mm Filament Moisture Strap 2" Wide x 180'



### INSULATION

Part Number	I.D	Wall Thickness
BT000010	5/8"	3/8"
BT000012	3/4"	3/8"
BT000018	1 1/8"	3/8"
BT000038	1 3/8"	3/8"
BT000058	1 5/8"	3/8"
BT000070	2 1/8"	3/8"
BT000090	3/4"	1/2"
BT000118	1 1/8"	1/2"
BT000138	1 3/8"	1/2"
BT000158	1 5/8"	1/2"
BT000178	1 7/8"	1/2"
BT000218	2 1/8"	1/2"
BT007078	7/8"	3/4"
BT007118	1 1/8"	3/4"
BT007138	1 3/8"	3/4"
BT007158	1 5/8"	3/4"
BT007178	1 7/8"	3/4"
BT007218	2 1/8"	3/4"



### COLD KIT COMPONENTS

Part Number	Description
BB431910	3/8" OD ACR Copper Cooling Loop
BB431913	SS Cooling Loop
SF600375	SS 3/8" OD Tube Compression x 3/8" Barb
BB700218	Square Brass Cold Block - Fits 7/8" Shanks



### TRUNKLINE MOUNTING BRACKET

Part Number	Description
MP000742	Trunkline Mounting Bracket - Black



FLASH COOLERS – AIR COOLED

Part Number	Description
BB900205	Vin Service "Flat" Flash Cooler w/2-SS Product Lines (9m +8m)-115V-25L/Hour
BB900214	Vin Service HE60 Flash Cooler w/4-SS Product Lines (6m,6m,10m,7m)-115V-60L/Hour
BB900219	Vin Service HE90V Flash Cooler w/4-SS Product Lines (8m,9m,14m,12m)-115V-90L/Hour
BB900224	Vin Service HE120V Flash Cooler w/6-SS Product Lines (21m, 20m, 17m, 14m, 13m, 13m) 115V-120L/Hour



BB900205

Install a Flash Cooler to cool beer, wine, cider, water, juice, soda, liquor or coffee

\*See page 65 for Superseal fittings (recommended for SS tubing)



BB900214



BB900219



BB900224

FLASH COOLER REPLACEMENT PARTS

Part Number	Description
BB996029	Pump Assembly for VS Flat Flash Cooler
BB996033	Pump Assembly for VS HE60 Flash Cooler
BB996037	Pump Assembly for VS HE90 & HE120 Flash Coolers
BB996041	Digital Thermostat for VS Flash Coolers and Glycol Power Packs
BB996045	Ice Bank Control for VS Flash Coolers
BB996075	Probe for VS Digital Thermostat - BB996041
BB996079	Probe for VS HE60, HE90 and HE120 Flash Coolers



BB996029



BB996037



BB996041



BB996045



CL105200

SS COIL COOLER

Part Number	Description
CL105200	8qt SS Coil Cooler with a 50' Coil and 2 Cooler Coupling Shanks. This unit is great for setting up a portable draught dispensing system for tastings or temporary dispensing. Add a Clamp-On Tower, Regulator, Coupler, some tubing and a Keg and you're ready to go! No Electricity required.

## TUBE AND HOSE FITTINGS



SF143325-X



SF147725-X



SF312312-X



SF147738-X



SF380380



BB101504



SF147251



MP551837



BB101495



BB101538



BB101503



BB101501

### TEES - STANDARD

Part Number	Description
SF143325	SS 1/4" x 1/4" x 1/4" Barb Tee
SF143200	Brass 1/4" x 1/4" x 1/4" Barb Tee
SF147249N	Nylon 1/4" x 1/4" x 1/4" Barb Tee
SF383335	SS 3/8" x 3/8" x 3/8" Barb Tee
SF383200	Brass 3/8" x 3/8" x 3/8" Barb Tee
SF147252N	Nylon 3/8" x 3/8" x 3/8" Barb Tee
SF383385	SS 1/4" x 1/4" x 3/8" Barb Tee
SF383389	SS 3/8" x 3/8" x 1/4" Barb Tee
SF500555	SS 1/2" x 1/2" x 1/2" Barb Tee
SF500558	SS 1/2" x 1/2" x 1/4" Barb Tee

### TEES - 304SS

Part Number	Description
SF143325-X	304SS 1/4" x 1/4" x 1/4" Barb Tee
SF300312-X	304SS 5/16" x 5/16" x 5/16" Barb Tee
SF383335-X	304SS 3/8" x 3/8" x 3/8" Barb Tee
SF500555-X	304SS 1/2" x 1/2" x 1/2" Barb Tee
SF383385-X	304SS 1/4" x 1/4" x 3/8" Barb Tee
SF383389-X	3" x 1/4" Barb Tee

### SPLICERS - STANDARD

Part Number	Description
SF087625	SS 1/8" x 1/8" Barb Splicer
SF147725	SS 1/4" x 1/4" Barb Splicer
SF147722	Brass 1/4" x 1/4" Barb Splicer
SF147248	Plastic 1/4" x 1/4" Barb Splicer
SF387735	SS 3/8" x 3/8" Barb Splicer
SF387733	Brass 3/8" x 3/8" Barb Splicer
SF147253	Plastic 3/8" x 3/8" Barb Splicer
SF500750	SS 1/2" x 1/2" Barb Splicer

### SPLICERS - 304SS

Part Number	Description
SF147725-X	304SS 1/4" x 1/4" Barb Splicer
SF312312-X	304SS 5/16" x 5/16" Barb Splicer
SF387735-X	304SS 3/8" x 3/8" Barb Splicer
SF500750-X	304SS 1/2" x 1/2" Barb Splicer

### REDUCERS - STANDARD

Part Number	Description
SF087725	SS 1/4" x 1/8" Barb Reducer
SF147500	SS 1/2" x 1/4" Barb Reducer
SF147738	SS 3/8" x 1/4" Barb Reducer
SF387750	SS 1/2" x 3/8" Barb Reducer

### REDUCERS - 304SS

Part Number	Description
SF312250-X	304SS 5/16" x 1/4" Barb Reducer
SF147738-X	304SS 3/8" x 1/4" Barb Reducer
SF387312-X	304SS 3/8" x 5/16" Barb Reducer
SF387750-X	304SS 1/2" x 3/8" Barb Reducer

### 90° ELBOWS

Part Number	Description
SF250250	SS 1/4" x 1/4" Barb Elbow
SF300300	SS 5/16" x 5/16" Barb Elbow
SF300300-X	304SS 5/16" x 5/16" Barb Elbow
SF380380	SS 3/8" x 3/8" Barb Elbow
SF380380-X	304SS 3/8" x 3/8" Barb Elbow

### BEER SWITCH

Part Number	Description
BB101501	Beer Switch: 3/8" Bore

### PLUGS

Part Number	Description
SF147250	SS 1/4" Barb Plug
SF387370	SS 3/8" Barb Plug
SF147251	Plastic 1/4" x 3/8" Plug - Fits both 1/4" and 3/8" Tubing

### SHUT-OFFS

Part Number	Description
BB101495	Beer Shut-Off: 3/8" Bore
BB101496-SS	304SS Shut-Off: 3/8" Bore
MP551825	Plastic Shut-Off: 1/4" x 1/4"
MP551830	Plastic Shut-Off: 1/4" x 3/8"
MP551837	Plastic Shut-Off: 3/8" x 3/8"

### EURO TAILPIECES

Part Number	Description
BB101538	1/2" BSP x 3/16" Straight Tailpiece
BB101539	5/8" BSP x 3/16" Straight Tailpiece
BB101541	5/8" BSP x 3/16" Bent Tailpiece

### BEER "Y" FITTING

Part Number	Description
BB101503	Beer "Y": 3/8" Bore

### NUTS & WASHERS

Part Number	Description
BB101504	Hexnut
BB101536-SS	SS Hexnut
BB101548	Euro Hexnut
BB101505	Wing Nut
BB101030	Hexnut Washer

## TUBE AND HOSE FITTINGS



SF792300



BB101545



BB101529



BB101530



BB101531



BB101502



BB101030



BB101533



BB101510



BB101510SS



SF792265



OC157



OC99-04

## U-BENDS – 304SS

Part Number	Description
SF792290-X	304SS 5/16" x 5/16" Barb U-Bend with 5/16" Stem
SF792300-XLG	304SS 3/8" x 3/8" Barb U-Bend
SF792300-XSM	304SS 3/8" x 3/8" Barb U-Bend-Small Radius
SF792400-X	304SS 1/2" x 1/2" Barb U-Bend
SF792750-X	304SS 3/8" x 3/8" Barb U-Bend with 3/8" Stem

## U-BENDS – STANDARD

Part Number	Description
SF792200	SS 1/4" x 1/4" Barb U-Bend
SF792300	SS 3/8" x 3/8" Barb U-Bend
SF792400	SS 1/2" x 1/2" Barb U-Bend
SF792265	SS 1/4" x 1/4" Barb U-Bend with a 1/4" Barb Stem
SF792375	SS 3/8" x 3/8" Barb U-Bend with a 1/4" Barb Stem
SF792750	SS 3/8" x 3/8" Barb U-Bend with a 3/8" Barb Stem
SF792755	SS 1/2" x 1/2" Barb U-Bend with a 3/8" Barb Stem

## WALL BRACKETS

Part Number	Description
BB101545	304SS Wall Bracket - 3/8" Bore
BB101529	Wall Bracket - 3/8" Bore
BB101530	304SS Wall Bracket with 3/8" Barb Elbow
BB101531	304SS Wall Bracket with Straight 3/8" Barb
BB101502	Wall Bracket "Y" - 3/8" Bore

## 90° BEER TAILPIECES

Part Number	Description
BB101511	Nickel Plated 3/16" 90° Tailpiece
BB101512	Nickel Plated 1/4" 90° Tailpiece
BB101532	304SS 1/4" 90° Tailpiece
BB101533	304SS 5/16" 90° Tailpiece
BB101534	304SS 3/8" 90° Tailpiece
BB101541	Nickel Plated 5/8" x 3/16" 90° Euro Tailpiece

## STAINLESS STEEL GEAR CLAMPS

Part Number	Description
OC99-04	#4 SS Gear Clamp - 5/8" max. diameter
OC99-05	#5 SS Gear Clamp - 3/4" max. diameter
OC99-06	#6 SS Gear Clamp - 7/8" max. diameter

## STAINLESS STEEL STEPLESS CLAMPS

Part Number	Size	Part Number	Size
OC070	7.0mm	OC145	14.5mm
OC087	8.7mm	OC157	15.7mm
OC095	9.5mm	OC162	16.2mm
OC105	10.5mm	OC170	17.0mm
OC113	11.3mm	OC185	18.5mm
OC118	11.8mm	OC198	19.8mm
OC123	12.3mm	OC210	21.0mm
OC128	12.8mm	OC226	22.6mm
OC133	13.3mm	OC241	24.1mm
OC140	14.0mm	OC271	27.1mm


## TAILPIECES

Part Number	Description
BB101506	Nickel Plated 3/16" Tailpiece
BB101506SS	304SS 3/16" Tailpiece
BB101507	Nickel Plated 1/4" Tailpiece
BB101507SS	304SS 1/4" Tailpiece
BB101510	Nickel Plated 5/16" Tailpiece
BB101510SS	304SS 5/16" Tailpiece
BB101508	Nickel Plated 3/8" Tailpiece
BB101508SS	304SS 3/8" Tailpiece
BB101509	Nickel Plated 1/2" Tailpiece
BB101509SS	304SS 1/2" Tailpiece

## JG PUSH-IN FITTINGS

### MALE CONNECTORS-NPT

Part Number	Description
QD100900	3/16" OD Tube x 1/8" NPT (M)
QD100910	1/4" OD Tube x 1/8" NPT (M)
QD100912	3/8" OD Tube x 1/8" NPT (M)
QD100920	1/4" OD Tube x 3/8" NPT (M)
QD100924	5/16" OD Tube x 1/4" NPT (M)
QD100925	3/8" OD Tube x 1/4" NPT (M)
QD100930	3/8" OD Tube x 3/8" NPT (M)
QD100935	1/2" OD Tube x 3/8" NPT (M)
QD100940	1/2" OD Tube x 1/2" NPT (M)



### FEMALE CONNECTORS - BSP THREAD

Part Number	Description
QD100459	3/8" OD Tube x 3/8" BSP
QD100460	1/2" OD Tube x 3/8" BSP
QD100631	3/8" OD Tube x 5/8" BSP
QD100632	1/2" OD Tube x 5/8" BSP
QD100633	3/8" OD Tube x 1/2" BSP




### UNION ELBOWS

Part Number	Description
QD200200	1/4" OD Tube x 1/4" OD Tube
QD200205	3/8" OD Tube x 3/8" OD Tube
QD200210	1/2" OD Tube x 1/2" OD Tube



### UNION CONNECTORS

Part Number	Description
QD100115	1/4" OD Tube x 1/4" OD Tube
QD100311	5/16" OD Tube x 5/16" OD Tube
QD100312	3/8" OD Tube x 3/8" OD Tube
QD100316	1/2" OD Tube x 1/2" OD Tube



### REDUCING UNION CONNECTORS

Part Number	Description
QD100310	5/16" OD Tube x 1/4" OD Tube
QD100314	3/8" OD Tube x 5/16" OD Tube
QD100324	3/8" OD Tube x 3/16" OD Tube
QD100325	3/8" OD Tube x 1/4" OD Tube
QD100350	1/2" OD Tube x 3/8" OD Tube



### FLARED MALE CONNECTORS

Part Number	Description
QD100970	3/8" OD Tube x 3/8" MFL

### FEMALE FLARE CONNECTORS

Part Number	Description
QD100450	3/8" OD Tube x 1/4" FFL
QD100451	3/8" OD Tube x 3/8" FFL

### UNION TEES

Part Number	Description
QD100112	Three 1/4" OD Tubes
QD100202	Three 3/16" OD Tubes
QD100212	Three 3/8" OD Tubes
QD100216	Three 1/2" OD Tubes

### REDUCING ELBOWS

Part Number	Description
QD200220	3/8" OD Tube x 1/4" OD Tube
QD200223	3/8" OD Tube x 5/16" OD Tube
QD200226	1/2" OD Tube x 3/8" OD Tube

### STEM ADAPTERS

Part Number	Description
QD200570	1/4" OD Stem x 1/4" NPT (M)
QD200573	3/8" OD Stem X 1/4" NPT (M)
QD200575	3/8" OD Stem x 3/8" NPT (M)

### SHUT-OFF VALVES

Part Number	Description
QD100540	1/4" OD Tube x 1/4" OD Tube
QD100540-JG	1/4" OD Tube x 1/4" OD Tube
QD100550	3/8" OD Tube x 3/8" OD Tube
QD100550-JG	3/8" OD Tube x 3/8" OD Tube
QD100551	1/2" OD Tube x 1/2" OD Tube





## JG PUSH-IN FITTINGS

### REDUCING TEES

Part Number	Description
QD100277	Two 3/8" OD Tubes x Single 1/4" OD Tube
QD100280	Two 1/2" OD Tubes x Single 3/8" OD Tube



QD100277



QD100670



QD100700



QD100715



QD200562



QD200560



QD200550



QD100375



QD100380



QD100392

### TUBE TO HOSE STEMS

Part Number	Description
QD100670	5/16" OD Stem x 3/16" Barb
QD100675	5/16" OD Stem x 1/4" Barb
QD100680	5/16" OD Stem x 5/16" Barb
QD100695	3/8" OD Stem x 1/4" Barb
QD100697	3/8" OD Stem x 5/16" Barb
QD100698	5/16" OD Stem x 3/8" Barb
QD100700	3/8" OD Stem x 3/8" Barb
QD100705	3/8" OD Stem x 1/2" Barb
QD100710	1/2" OD Stem X 3/8" Barb
QD100715	1/2" OD Stem X 1/2" Barb

### REDUCERS

Part Number	Description
QD200561	3/8" OD Stem x 3/16" OD Tube Reducer
QD200562	3/8" OD Stem x 1/4" OD Tube Reducer
QD200564	3/8" OD Stem x 5/16" OD Tube Reducer
QD200567	5/16" OD Stem x 3/16" OD Tube Reducer

### ENLARGER

Part Number	Description
QD200560	5/16" OD Stem x 3/8" OD Tube Enlarger

### PLUGS

Part Number	Description
QD200550	1/4" OD Stem Plug
QD200555	3/8" OD Stem Plug
QD200557	1/2" OD Stem Plug

### TWO-WAY DIVIDER

Part Number	Description
QD100375	3/8" OD Tube to 2 - 3/8" OD Tubes
QD100377	1/2" OD Tube to 2 - 1/2" OD Tubes

### THREE-WAY DIVIDER

Part Number	Description
QD100380	1/2" OD Tube to 3 - 3/8" OD Tubes

### U-BEND

Part Number	Description
QD100392	1/2" OD X 1/2" OD U-Bend

## JG PUSH-IN FITTINGS

### TUBE TO HOSE ELBOWS

Part Number	Description
QD100754	5/16" OD Stem x 1/4" Barb Elbow
QD100760	3/8" OD Stem x 1/4" Barb Elbow
QD100764	3/8" OD Stem x 5/16" Barb Elbow
QD100765	3/8" OD Stem x 3/8" Barb Elbow



QD100760

### PLUG IN ELBOWS

Part Number	Description
QD200250	5/16" OD Stem x 5/16" OD Tube Plug In Elbow
QD200252	5/16" OD Stem x 3/8" OD Tube Plug In Elbow
QD200255	3/8" OD Stem x 1/4" OD Tube Plug In Elbow
QD200260	3/8" OD Stem x 3/8" OD Tube Plug In Elbow
QD200270	1/2" OD Stem x 1/2" OD Tube Plug In Elbow



QD200260

### FIXED ELBOWS

Part Number	Description
QD200320	1/4" OD Tube x 1/8" NPT F Fixed Elbow (M)
QD200330	1/4" OD Tube x 3/8" NPT F Fixed Elbow (M)
QD200335	3/8" OD Tube x 3/8" NPT F Fixed Elbow (M)



QD200320

### BULKHEAD UNIONS

Part Number	Description
QD200400	3/8" OD Tube x 1/4" OD Tube Bulkhead Union
QD200409	5/16" OD Tube x 5/16" OD Tube Bulkhead Union
QD200410	3/8" OD Tube x 3/8" OD Tube Bulkhead Union



QD200400

### END STOPS

Part Number	Description
QD200500	1/4" OD Tube End Stop
QD200505	3/8" OD Tube End Stop



QD200500

### LOCKING CLIPS

Part Number	Description
QD500910	1/4" OD Tube Locking Clip
QD500920	3/8" OD Tube Locking Clip
QD500930	1/2" OD Tube Locking Clip
QD500940	5/16" OD Tube Locking Clip



QD500910

### CPC FITTINGS – QUICK DISCONNECT SHUT-OFFS

Part Number	Description
QD700421	1/4" ID Hose Barb Socket-Female
QD700422	3/8" ID Hose Barb Socket-Female
QD700426	1/4" ID Hose Barb Insert-Male
QD700427	3/8" ID Hose Barb Insert-Male



QD700427

QD700422



QD500980



QD700725-JG



QD500415



QD500425



QD500432



QD500403



QD501001



MP559970

## COLLET COVERS

Part Number	Description
QD500980	3/8" OD Tube
QD500985	1/2" OD Tube

## CHECK VALVES

Part Number	Description
QD700725	3/8" OD Tube x 3/8" OD Tube
QD700725-JG	JG 3/8" OD Tube x 3/8" OD Tube
QD700730	1/2" OD Tube x 1/2" OD Tube

## SUPERSEAL FITTINGS – FOR USE WITH STAINLESS STEEL TUBING SUPERSEAL UNION CONNECTOR

Part Number	Description
QD500415	5/16" <b>SS</b> OD x 5/16" OD Tube
QD500437	3/8" <b>SS</b> OD x 3/8" OD Tube

## SUPERSEAL UNION ELBOW

Part Number	Description
QD500425	5/16" <b>SS</b> OD x 5/16" OD Tube
QD500440	3/8" <b>SS</b> OD x 3/8" OD Tube

## SUPERSEAL REDUCING ELBOW

Part Number	Description
QD500432	5/16" <b>SS</b> OD x 3/8" OD Tube
QD500435	3/8" <b>SS</b> OD x 5/16" OD Tube
QD500405	1/4" <b>SS</b> OD x 3/8" OD Tube

## SUPERSEAL REDUCING UNION

Part Number	Description
QD500403	1/4" <b>SS</b> OD x 3/8" OD Tube
QD500417	5/16" <b>SS</b> OD x 3/8" OD Tube

## COLLET RELEASE TOOL SET

Part Number	Description
QD501001	For use with the following Tube OD's - 3/16", 1/4", 5/16", 3/8", 1/2"

## POCKET HOSE CUTTER

Part Number	Description
MP559970	Pocket Hose Cutter

## WALK-IN COOLER: KEG COUPLERS

### "D" SYSTEM - LEVER HANDLE

Part Number	Description
BB100960BB	CBS "D" System Keg Coupler
BB100964BS	CBS "D" System Keg Coupler w/ <b>304SS</b> Probe
BB100968SS	CBS "D" System <b>304SS</b> Keg Coupler w/ <b>304SS</b> Probe
BB100992SS	TOF "D" System Keg Coupler w/ <b>304SS</b> Probe
BB101007	American Beverage Sankey Keg Coupler
BB101007-SS	American Beverage Sankey Keg Coupler w/ <b>304SS</b> Probe
BB100921	Tecflo "D" System <b>304SS</b> Keg Coupler w/ <b>316SS</b> Probe
BB101015	Micro-Matic Sankey Keg Coupler
BB101016-SS	Micro-Matic Sankey Keg Coupler w/ <b>304SS</b> Probe for Cider/Wine
BB100055	Perlick Sankey Keg Coupler
BB100060	Perlick Sankey Keg Coupler w/Rotating Probe



BB100964BS



BB100992SS



BB100921



BB101007

# "D" SYSTEM

## LOW PROFILE KEG COUPLER

Part Number	Description
BB100050-SS	Perlick Lo-Boy "D" System Coupler w/ <b>304SS</b> Probe
BB100051-SS	Perlick Lo-Boy "S" System Coupler w/ <b>304SS</b> Probe



BB101015



BB100050-SS

### "S" SYSTEM - LEVER HANDLE

Part Number	Description
BB100975BS	CBS "S" System Keg Coupler w/ <b>304SS</b> Probe
BB100997SS	TOF "S" System Keg Coupler w/ <b>304SS</b> Probe
BB101009	American Beverage Euro Sankey w/Rotating Probe
BB100926	Tecflo "S" System <b>304SS</b> Keg Coupler w/ <b>316SS</b> Probe
BB101015-E	Micro-Matic Euro Sankey
BB101015-ESS	Micro-Matic Euro Sankey w/ <b>304SS</b> Probe for Beer



BB101015-ESS



BB101015-E

# "S" SYSTEM



BB100926



## BRANDED ID-A-TUBE

Part Number	Description
YY098950	Branded ID-A-Tube* (10/PKG)




Organize the walk-in cooler with ID-A-Tubes from CBS. Place our custom branded ID-A-Tubes near the keg couplers for quick identification of the brand that is on tap!



WALK-IN COOLER: KEG COUPLERS

# "KEY KEG"



## EUROPEAN COUPLERS

Part Number	Description
BB100935	TecFlo 304SS Keg Coupler - "A" System w/316SS Probe
BB101002B-TS	TOF Keg Coupler -"A" System w/304SS Probe
BB101002-M-S	Micro-Matic Keg Coupler -"A" System
BB100930	TecFlo 304SS Keg Coupler - "G" System w/316SS Probe
BB101000B-TS	TOF Keg Coupler -"G" System w/304SS Probe
BB101000-M	Micro-Matic Keg Coupler -"G" System
BB100940	TecFlo 304SS Keg Coupler - "U" System w/316SS Probe
BB101001B-TS	TOF Keg Coupler -"U" System w/304SS Probe
BB101001-M	Micro-Matic Keg Coupler -"U" System
BB101003B-TS	TOF Keg Coupler -"M" System w/304SS Probe
BB101003-M	Micro-Matic Keg Coupler -"M" System
BB101004B-TS	TOF Keg Coupler -"KEY KEG" System w/304SS Probe

## WING HANDLED COUPLERS

Part Number	Description
BB101005	American Beverage Sankey -"D" System
BB101006	American Beverage Euro Sankey -"S" System

## PROBE LUBRICANT

Part Number	Description
BB101707	Keg Coupler Probe Lubricant



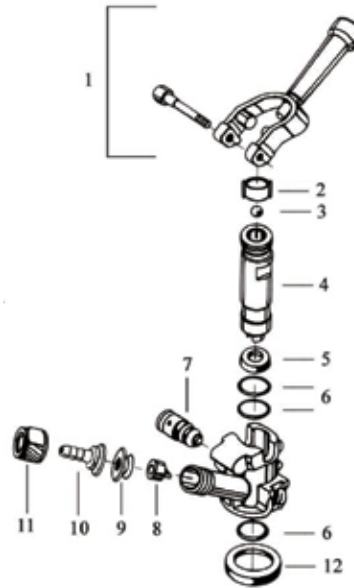
## KEG COUPLER PROBE LUBRICANT BB101707

Probe lubricant is an often-overlooked component of a well-functioning beer system. Odorless & tasteless, it lubricates and protects sankey gaskets and can prevent costly leaks!

## WALK-IN COOLER: KEG COUPLERS

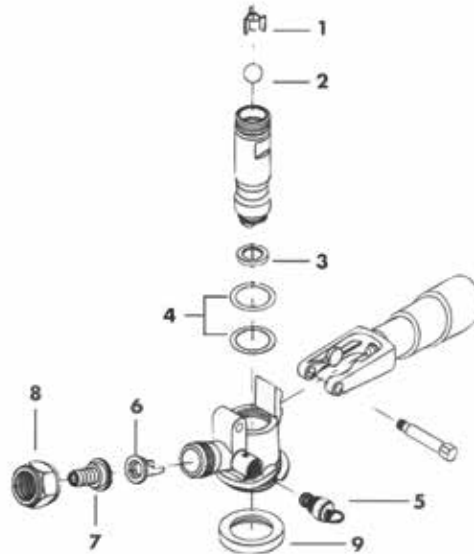
### REPLACEMENT PARTS FOR AMERICAN BEVERAGE COUPLERS

Item	Part Number	Description
1	BB101040	Yoke Assembly with Pin and Nut
2	BB101035	Ball Retainer
3	BB101034	Ball
4	BB101029	Probe Assembly (US)
5	BB101033	Probe Washer (US)
5	BB101033E	Probe Washer (Euro)
6	BB101025	Probe O'Ring
7	BB101036	Safety Assembly
8	BB101031	Thomas Valve
9	BB101090	Retainer for Gas Valve
10	BB101510	5/16" Hose Tailpiece
11	BB101504	Hexnut
12	BB101032	Body Washer



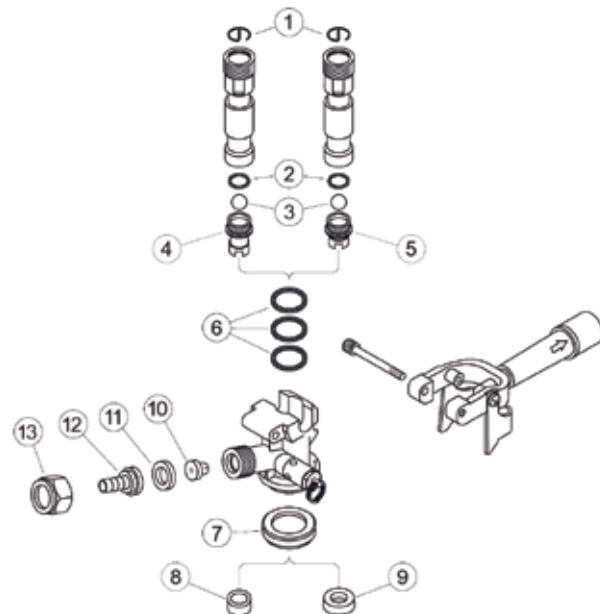
### REPLACEMENT PARTS FOR MICRO-MATIC COUPLERS

Item	Part Number	Description
1	BB101015-4	Ball Retainer
2	BB101015-5	Ball
3	BB101018	Probe Washer
4	BB101015-3	Probe O'Rings
5	BB101037	Safety Assembly
6	BB101015-2	Check Valve
7	BB101015-6	5/16" Hose Tailpiece
8	BB101504	Hexnut
9	BB101017	Body Washer



### REPLACEMENT PARTS FOR PERLICK COUPLERS

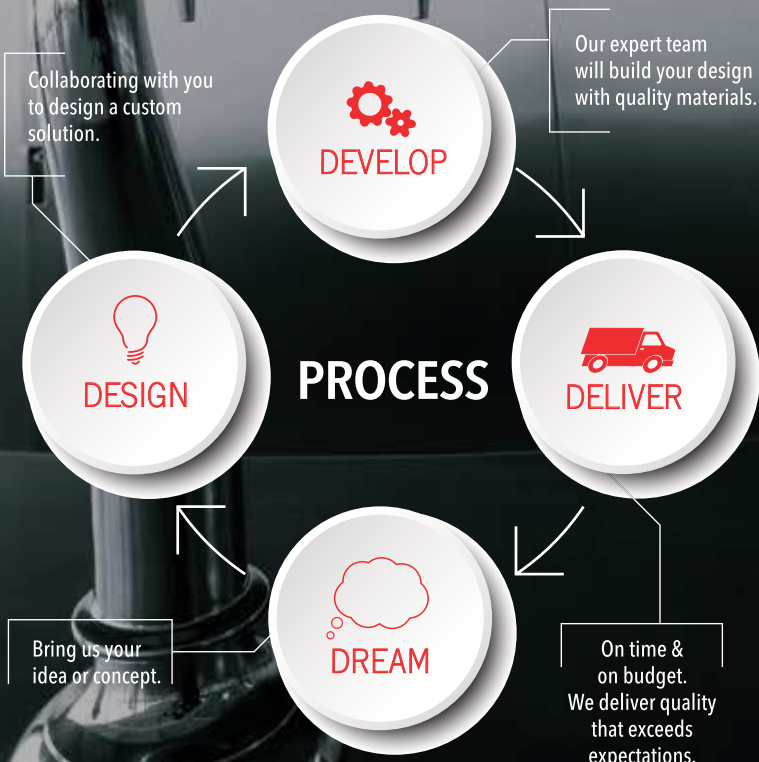
Item	Part Number	Description
1	BB100055-004	Ball Retainer Spring
2	BB100060-084	Buna-N O-Ring
3	BB100060-085	Poly Check Ball
4	BB100060-04E	Tip, European Sankey
5	BB100060-04A	Tip, Domestic Sankey
6	BB100060-089	Probe O-Ring (Coupler uses 3)
7	BB100060-088	Bottom Seal (Body) Washer
8	BB100060-086E	Probe Seal Washer, European
9	BB100060-087	Probe Seal Washer, Domestic
10	BB100060-90	Check Valve
11	BB101030	Beer Nut Washer
12	BB101510	5/16" Hose Nipple
13	BB101504	Beer Nut



# Custom Design



It all starts with your *Dream*. Our talented team in our custom department works side by side with you throughout the *Design & Develop* stages to ultimately *Deliver* a uniquely crafted tower that exceeds your expectations. Our reputation for creating custom dispensing solutions is well established and we keep you – our customer, at the heart of everything we do. We will deliver your vision on time and within budget.



Your draft tower can be the star of your bar area. Let our experts assist you in creating the 'WOW' factor in your establishment. At CBS you can choose from a variety of options to enhance the impact of your custom designed tower. We offer lit and non-lit options, custom colors and finishes, numerous styles and material choices, all utilizing our innovative Chill-Max™ cooling technology designed to deliver colder temperatures with less energy while delivering ice cold product in every pour.



# Branded Products


Let CBS help you bring your brand to life. Our innovative Branded Panel kits allow you to brand your work and to help ensure that your business gets the call when service is required. At CBS it truly is about your brand!



CBS offers a complete line of Commercial Bottle/Can coolers. Custom in house branding solutions and quick turn arounds make us a great choice to partner with for all of your cold dispense needs.



Need tap handles? We offer both custom and stock solutions made from 100% Canadian Maple and painted with high quality Aircraft Grade paint to avoid chipping and cracking. Contact us today to design one just for you!



Exclusive innovation from CBS! Custom printed cooler lids are highly impactful and great for promoting your brand at festivals and special events. CBS jockey boxes are made with 304SS components to ensure your beer tastes the way you intended it to - every time!

Want to stand out from the rest? Our in-house print capabilities can help you stand out from the pack! Let CBS add your brand/design/logo to almost any tower.





## WALK-IN COOLER: FOB DETECTORS

### ACRYLIC FOB DETECTORS



Part Number	Description
MP551050	Tecflo Classic FOB Detector w/2 - 3/8" Barb Fittings
MP551050-KIT	Tecflo Classic FOB Detector w/2 - 3/8" Barb Fittings, 1' of Drain Tube and a "Y" fitting to gang the drain tubes together
MP551055	Tecflo Deluxe FOB Detector w/2 - 3/8" Barb Fittings
MP551055-KIT	Tecflo Deluxe FOB Detector w/2 - 3/8" Barb Fittings, 1' of Drain Tube and a "Y" fitting to gang the drain tubes together
MP551058	Tecflo Deluxe FOB Detector with 3/8" OD JG outlet in the Bleed Valve and 2 - 3/8" Barb Fittings
MP551023	CBS FOB Detector - No Fittings
MP551024	CBS FOB Detector w/1 - 5/16" & 1 - 3/8" Barb Fitting
MP551025	CBS FOB Detector w/2 - 3/8" Barb Fitting
MP551039	DFC Wall Mt. FOB Detector w/ 3/8" OD Inlet & Outlet
MP551041	DFC Wall Mt. FOB Detector w/ Beer Thread Inlet & Outlet
MP551043	DFC Keg Mt. FOB Detector w/F. Beer Thread Inlet & M. Beer Thread Outlet

### SS FOB DETECTORS



Part Number	Description
MP551072	Core Component FOB w/2 - 3/8" Barb or JG Inlet & Outlet
MP551078	Core Component FOB w/Beer Thread Inlet & Outlet
MP551026	CBS <b>316SS</b> FOB Detector - No Fittings
MP551027	CBS <b>316SS</b> FOB Detector w/1 - 5/16" & 1 - 3/8" Barb Fitting
MP551028	CBS <b>316SS</b> FOB Detector w/2 - 3/8" Barb Fitting

### FOB DRAIN BOTTLES AND TUBING




Part Number	Description
MP551158	FOB Drain Bottle and Wall Bracket
BT385250	1/4" ID x 3/8" OD Clear Vinyl Tubing
BT385253	1/4" ID x 3/8" OD Grey Vinyl Tubing

### FOB FITTINGS



Part Number	Description
SF087100	1/8" Barb "Y" Fitting for FOB Drain Tubing
QD100697	3/8" OD Stem x 5/16" Barb Fitting-Straight
QD100700	3/8" OD Stem x 3/8" Barb Fitting-Straight
QD100765	3/8" OD Stem x 3/8" Barb Fitting-Elbow
SF790375	304SS 3/8" JG x 3/8" Barb "J" Fitting




### AUTOMATIC KEG CHANGEOVER

Part Number	Description
MP551095	TecFlo Keg Changeover

## WALK-IN COOLER: FLOW MONITORING SYSTEMS & KEG ORGANIZERS

### SS BEER MANIFOLD

Part Number	Description
BB101662	2 Outlet w/Beer Thread & 1 x 3/8" Barb Inlet
BB101662-2X	2 Outlet w/Beer Thread & 2 x 3/8" Barb Inlet
BB101663	3 Outlet w/Beer Thread & 1 x 3/8" Barb Inlet
BB101663-2X	3 Outlet w/Beer Thread & 2 x 3/8" Barb Inlet
BB101664	4 Outlet w/Beer Thread & 1 x 3/8" Barb Inlet
BB101664-2X	4 Outlet w/Beer Thread & 2 x 3/8" Barb Inlet
BB101665	5 Outlet w/Beer Thread & 1 x 3/8" Barb Inlet
BB101665-2X	5 Outlet w/Beer Thread & 2 x 3/8" Barb Inlet



### FLOW CONTROL

Part Number	Description
MP555022	Flojet G56 Beer Pump
MP555022-RV	Flojet G56 Flow Reversal Switch
MP551060	In-Line Flow Control 3/8" OD x 5/16" OD
MP551064	304SS In-Line Flow Control 5/16" SS OD x 5/16" SS OD



### FLOW MONITORING SYSTEMS

Part Number	Description
FM200222	Two-Line Flow Monitor - Powered by 2 x AA Batteries
FM200244	6 Line Flow Monitor - 12V AC Power Source
FM200288	16 Line Flow Monitor - 12V AC Power Source - Includes Draft Manager Software
FM200215	In-Line Flowmeter Turbine - 3/16" Bore



TAILPIECES AND WASHERS SOLD SEPARATELY

### KEG STORAGE STACKER

Part Number	Description
BB702600	Keg Organizer
BB702590	Keg Organizer - 20L Slim Kegs

### KEG SERIES STACKER

Part Number	Description
BB702603	Keg Stacker
BB702593	Keg Stacker - 20L Slim Kegs

### KEG DOLLY

Part Number	Description
BB702604	Keg Dolly

### ORGANIZE YOUR KEGS!

CBS offers safe storage and transport solutions for Kegs in a Walk-in Cooler. Use the Keg Storage Stacker or Keg Series Stacker to increase the storage capacity in a Walk-in Cooler and use the Keg Dolly for safe transport of full Kegs.



## KEG STORAGE RACKS

### ADJUSTABLE KEG STORAGE RACKS

Part Number	H	W	D	Capacity	Weight
BB709542	68"	42"	17"	4 Kegs	44lbs
BB709548	68"	48"	17"	4 Kegs	48lbs
BB709560	68"	60"	17"	6 Kegs	52lbs
BB709580	68"	80"	17"	8 Kegs	62lbs
BB709593	68"	93"	17"	10 Kegs	78lbs

### OPTIONAL ADJUSTABLE BACK STOPS

Part Number	Description
BB709142	42"W Back Stop for BB709542 Rack
BB709148	48"W Back Stop for BB709548 Rack
BB709160	60"W Back Stop for BB709560 Rack
BB709180	80"W Back Stop for BB709580 Rack
BB709193	93"W Back Stop for BB709593 Rack

### UPRIGHTS FOR ADJUSTABLE RACKS

Part Number	Description
BB709599-68	68" Uprights (4) for Adjustable Keg Racks

### WELDED KEG STORAGE RACKS

Part Number	H	W	D	Capacity	Weight
BB707648	55"	48"	20"	4 Kegs	35lbs
BB707672	55"	71 1/2"	20"	8 Kegs	50lbs

### KEG DUNNAGE RACKS

Part Number	H	W	D	Capacity	Weight
BB707436	12"	36"	18"	2 Kegs	12lbs
BB707448	12"	48"	18"	3 Kegs	14lbs

### POWER PACK RACKS

Part Number	H	W	D	Capacity	Weight
BB708224	24"	36"	24"	1200lbs	30lbs
BB708248	48"	36"	24"	1200lbs	38lbs





## PREMIUM METAL REGULATORS

### SECONDARY WALL-MOUNT REGULATORS

Part Number	Mounted Fitting: Top	Mounted Fitting: Left	Mounted Fitting: Bottom	Mounted Fitting: Right
CO881062PM	60lb Gauge	5/16" Barb	5/16" Barb Shut-Off	5/16" Barb
CO881063PM	60lb Gauge	Plug	5/16" Barb Shut-Off	5/16" Barb
CO881065PM	60lb Gauge	None	5/16" Barb Shut-Off	None



CO881062PM



CO881063PM



CO881065PM

### GANGED SECONDARY WALL-MOUNT REGULATORS

Part Number	Mounted Fitting: Top	Mounted Fitting: Left	Mounted Fitting: Bottom	Mounted Fitting: Right
CO881260PM	2 x 60lb Gauges	Plug	2 x 5/16" Barb Shut-Off	5/16" Barb
CO881360PM	3 x 60lb Gauges	Plug	3 x 5/16" Barb Shut-Off	5/16" Barb
CO881460PM	4 x 60lb Gauges	Plug	4 x 5/16" Barb Shut-Off	5/16" Barb



CO881260PM



CO881360PM



### PRIMARY REGULATORS

Part Number	Mounted Fitting: Top	Mounted Fitting: Left	Mounted Fitting: Bottom	Mounted Fitting: Right
CO882061PM	60lb Gauge	3000lb Gauge	5/16" Barb Shut-Off	CO2 Stem & Nut
CO882101PM	100lb Gauge	3000lb Gauge	5/16" Barb Shut-Off	CO2 Stem & Nut
CO882161PM	160lb Gauge	3000lb Gauge	5/16" Barb Shut-Off	CO2 Stem & Nut
CO892060PM	60lb Gauge	3000lb Gauge	5/16" Barb Shut-Off	N2 Stem & Nut
CO892100PM	100lb Gauge	3000lb Gauge	5/16" Barb Shut-Off	N2 Stem & Nut
CO892160PM	160lb Gauge	3000lb Gauge	5/16" Barb Shut-Off	N2 Stem & Nut



CO882061PM



CO89260PM



### PRIMARY REGULATORS WITH GAUGE GUARD

Part Number	Description
CO772060-PMGG	Premium Metal 60lb N2 Primary Regulator w/Gauge Guard
CO772061-PMGG	Premium Metal 60lb CO2 Primary Regulator w/Gauge Guard
CO772160-PMGG	Premium Metal 160lb N2 Primary Regulator w/Gauge Guard
CO772161-PMGG	Premium Metal 160lb CO2 Primary Regulator w/Gauge Guard



CO772061-PMGG



### TECFLO SECONDARY REGULATOR

Part Number	Description
CO851005TF	Tecflo 60lb Secondary Regulator 2 x 3/8" OD JG & 5/16" Shut-Off



CO851005TF



### NITROGENATOR

Part Number	Description
CO957007	NitroStream N2 Generator - 7 Kegs/Hour
CO957107B	NitroStream N2 Generator w/Blender - 7 Kegs/Hour
CO957014	NitroStream HF N2 Generator - 14 Kegs/Hour
CO957114B	NitroStream HF N2 Generator w/Blender - 14 Kegs/Hour



CO957007



Order Toll Free 1.888.303.7707




### CORNELIUS PRIMARY REGULATORS



CO882061C



CO882061C-2



CO882101C



CO882161C



CO892060C



CO892100C

Part Number	Mounted Fitting: Top	Mounted Fitting: Left	Mounted Fitting: Bottom	Mounted Fitting: Right
CO882061C	60lb Gauge	3000lb Gauge	5/16" Barb Shut-Off	CO <sub>2</sub> Stem & Nut
CO882061C-2	60lb Gauge	3000lb Gauge	2 x 5/16" Barb Shut-Offs	CO <sub>2</sub> Stem & Nut
CO882101C	100lb Gauge	3000lb Gauge	5/16" Barb Shut-Off	CO <sub>2</sub> Stem & Nut
CO882161C	160lb Gauge	3000lb Gauge	5/16" Barb Shut-Off	CO <sub>2</sub> Stem & Nut
CO892060C	60lb Gauge	3000lb Gauge	5/16" Barb Shut-Off	N <sub>2</sub> Stem & Nut
CO892100C	100lb Gauge	3000lb Gauge	5/16" Barb Shut-Off	N <sub>2</sub> Stem & Nut
CO892160C	160lb Gauge	3000lb Gauge	5/16" Barb Shut-Off	N <sub>2</sub> Stem & Nut



CO882061T



CO892060T


### TAPRITE PRIMARY REGULATORS

Part Number	Description
CO882061T	60lb CO <sub>2</sub> Primary Regulator w/Shut-Off
CO892060T	60lb N <sub>2</sub> Primary Regulator w/Shut-Off
CO882161T	160lb CO <sub>2</sub> Primary Regulator w/Shut-Off
CO892160T	160lb N <sub>2</sub> Primary Regulator w/Shut-Off

### CORNELIUS PRIMARY REGULATOR WITH GAUGE GUARD



CO772160-CGG



CO772061-CGG

Part Number	Description
CO772060-CGG	60lb N <sub>2</sub> Primary Regulator w/Gauge Guard
CO772061-CGG	60lb CO <sub>2</sub> Primary Regulator w/Gauge Guard
CO772100-CGG	100lb N <sub>2</sub> Primary Regulator w/Gauge Guard
CO772101-CGG	100lb CO <sub>2</sub> Primary Regulator w/Gauge Guard
CO772160-CGG	160lb N <sub>2</sub> Primary Regulator w/Gauge Guard
CO772161-CGG	160lb CO <sub>2</sub> Primary Regulator w/Gauge Guard



CO772061-TGG



CO772060-TGG


### TAPRITE PRIMARY REGULATOR WITH GAUGE GUARD

Part Number	Description
CO772060-TGG	60lb N <sub>2</sub> Primary Regulator w/Gauge Guard
CO772061-TGG	60lb CO <sub>2</sub> Primary Regulator w/Gauge Guard

## WALK-IN COOLER: CORNELIUS REGULATORS


### CORNELIUS SECONDARY WALL-MOUNT REGULATORS

Part Number	Mounted Fitting: Top	Mounted Fitting: Left	Mounted Fitting: Bottom	Mounted Fitting: Right
CO881061C	60lb Gauge	Plug	1/4" Barb Shut-Off	1/4" Barb
CO881062C	60lb Gauge	5/16" Barb	5/16" Barb Shut-Off	5/16" Barb
CO881063C	60lb Gauge	Plug	5/16" Barb Shut-Off	5/16" Barb
CO881065C	60lb Gauge	NONE	5/16" Barb Shut-Off	NONE



### CORNELIUS GANGED SECONDARY WALL-MOUNT REGULATORS

Part Number	Mounted Fitting: Top	Mounted Fitting: Left	Mounted Fitting: Bottom	Mounted Fitting: Right
CO881260C	2 x 60lb Gauges	Plug	2 x Barb Shut-Offs	5/16" Barb
CO881360C	3 x 60lb Gauges	Plug	3 x Barb Shut-Offs	5/16" Barb
CO881460C	4 x 60lb Gauges	Plug	4 x Barb Shut-Offs	5/16" Barb
CO881560C	5 x 60lb Gauges	Plug	5 x Barb Shut-Offs	5/16" Barb
CO881660C	6 x 60lb Gauges	Plug	6 x Barb Shut-Offs	5/16" Barb



### 16GA GALVANIZED REG PANELS

Part Number	Description
BB432042	9" X 9" Panel
BB432043	15" x 9" Panel
BB432044	20 5/8" x 9" Panel
BB432045	24" x 9" Panel




### 16GA POWDER COATED REG PANELS

Part Number	Description
BB432039	White 9" x 9" Panel
BB432040	White 15" x 9" Panel
BB432041	White 20 5/8" x 9" Panel
BB432048	White 24" x 9" Panel
BB432039-B	Black 9" x 9" Panel
BB432040-B	Black 15" x 9" Panel
BB432041-B	Black 20 5/8" x 9" Panel
BB432048-B	Black 24" x 9" Panel



### METAL GAS DISTRIBUTORS

Part Number	Description
BB101611	1 Way Distributor w/Shut-Off, Plug and 5/16" Barb Fitting
BB101612	2 Way Distributor w/Shut-Offs, Plug and 5/16" Barb Fitting
BB101613	3 Way Distributor w/Shut-Offs, Plug and 5/16" Barb Fitting
BB101614	4 Way Distributor w/Shut-Offs, Plug and 5/16" Barb Fitting
BB101615	5 Way Distributor w/Shut-Offs, Plug and 5/16" Barb Fitting
BB101616	6 Way Distributor w/Shut-Offs, Plug and 5/16" Barb Fitting





CO881062T

CO881063T

CO881065T

TAPRITE SECONDARY WALL-MOUNT REGULATORS

Part Number	Mounted Fitting: Top	Mounted Fitting: Left	Mounted Fitting: Bottom	Mounted Fitting: Right
CO881061T	60lb Gauge	Plug	1/4" Barb Shut-Off	1/4" Barb
CO881062T	60lb Gauge	5/16" Barb	5/16" Barb Shut-Off	5/16" Barb
CO881063T	60lb Gauge	Plug	5/16" Barb Shut-Off	5/16" Barb
CO881065T	60lb Gauge	NONE	5/16" Barb Shut-Off	NONE




CO881260T

CO881360T

TAPRITE GANGED SECONDARY WALL-MOUNT REGULATORS

Part Number	Mounted Fitting: Top	Mounted Fitting: Left	Mounted Fitting: Bottom	Mounted Fitting: Right
CO881260T	2 x 60lb Gauges	Plug	2 x 5/16" Barb Shut-Off	5/16" Barb
CO881360T	3 x 60lb Gauges	Plug	3 x 5/16" Barb Shut-Off	5/16" Barb
CO881460T	4 x 60lb Gauges	Plug	4 x 5/16" Barb Shut-Off	5/16" Barb
CO881560T	5 x 60lb Gauges	Plug	5 x 5/16" Barb Shut-Off	5/16" Barb
CO881660T	6 x 60lb Gauges	Plug	6 x 5/16" Barb Shut-Off	5/16" Barb



BB432046-18



BB432046-12

16GA GALVANIZED FOB/REG PANELS

Part Number	Description
BB432046-12	12" x 13 1/2" Panel
BB432046-18	18" x 13 1/2" Panel
BB432047	24" x 13 1/2" Panel



BB432046-18



BB432046-12

16GA POWDER COATED FOB/REG PANELS

Part Number	Description
BB432049-12	White 12" x 13 1/2" Panel
BB432049-18	White 18" x 13 1/2" Panel
BB432050	White 24" x 13 1/2" Panel
BB432049-12B	Black 12" x 13 1/2" Panel
BB432049-18B	Black 18" x 13 1/2" Panel
BB432050-B	Black 24" x 13 1/2" Panel




BB432049-18B



BB432049-12B

METAL GAS DISTRIBUTOR COMPONENTS



CO881739

CO881751

CO882020

CO881723

Part Number	Description
CO881739	1/4" MPT x 5/16" Barb Fitting
CO881751	1/4" MPT Plug
CO882020	1/4" MPT x 5/16" Barb Shut-Off
CO881723	1/4" MPT x 1/4" MPT Union



## WALK-IN COOLER: CORNELIUS REGULATORS



### STANDARD CORNELIUS PANELS

Part Number	Description
CO874001C	1 Pressure / 1 Product
CO874002C	2 Pressure / 2 Products
CO874003C	3 Pressure / 3 Products
CO874004C	4 Pressure / 4 Products

Featuring Reinforced 200psi Red Hose and 304SS Wall Brackets with 3/8" Barbs.



CO874002C



CO874004C

### DELUXE CORNELIUS PANELS

Part Number	Description
CO875001C	1 Pressure / 1 Product
CO875002C	2 Pressure / 2 Products
CO875003C	3 Pressure / 3 Products
CO875004C	4 Pressure / 4 Products

Featuring Skip Bonded Beer & Gas Jumpers, Reinforced 200psi Red Hose, 304SS Wall Brackets and Tailpieces

Product out tailpieces sold separately: 304SS Tailpiece options range from 3/16" - 1/2" barbs



CO875002C



CO875003C

### ACRYLIC FOB/CORNELIUS REG PANELS

Part Number	Description
CO869416C	1P Tecflo DLX FOB Panel Kit
CO869426C	1P CBS FOB Panel Kit
CO869456C	1P DFC FOB Panel Kit
CO869417C	2P Tecflo DLX FOB Panel Kit
CO869427C	2P CBS FOB Panel Kit
CO869457C	2P DFC FOB Panel Kit
CO869418C	3P Tecflo DLX FOB Panel Kit
CO869428C	3P CBS FOB Panel Kit
CO869458C	3P DFC FOB Panel Kit
CO869419C	4P Tecflo DLX FOB Panel Kit
CO869429C	4P CBS FOB Panel Kit
CO869459C	4P DFC FOB Panel Kit

Featuring Skip Bonded Beer & Gas Jumpers, Reinforced 200psi Red Hose, 304SS Wall Brackets and Tailpieces

Product out tailpieces sold separately: 304SS Tailpiece options range from 3/16" - 1/2" barbs



CO869416C



CO869427C



CO869458C



CO869429C

### 316SS FOB/CORNELIUS REG PANELS

Part Number	Description
CO869436C	1P CBS 316SS FOB Panel Kit
CO869437C	2P CBS 316SS FOB Panel Kit
CO869440C	3P CBS 316SS FOB Panel Kit
CO869442C	4P CBS 316SS FOB Panel Kit

Featuring Skip Bonded Beer & Gas Jumpers, Reinforced 200psi Red Hose, 304SS Wall Brackets and Tailpieces

Product out tailpieces sold separately: 304SS Tailpiece options range from 3/16" - 1/2" barbs



CO869442C





CO874004T



CO874001T

Product out tailpieces sold separately: **304SS** Tailpiece options range from 3/16" - 1/2" barbs



CO875003T



CO875002T

Product out tailpieces sold separately: **304SS** Tailpiece options range from 3/16" - 1/2" barbs



CO869417T



CO869456T



CO869429T



CO869459T

Product out tailpieces sold separately: **304SS** Tailpiece options range from 3/16" - 1/2" barbs



CO869440T



CO869436T

## TAPRITE STANDARD PANELS

Part Number	Description
CO874001T	1 Pressure / 1 Product
CO874002T	2 Pressure / 2 Products
CO874003T	3 Pressure / 3 Products
CO874004T	4 Pressure / 4 Products

Featuring Reinforced 200psi Red Hose and **304SS** Wall Brackets with 3/8" Barbs.

## TAPRITE DELUXE PANELS

Part Number	Description
CO875001T	1 Pressure / 1 Product
CO875002T	2 Pressure / 2 Products
CO875003T	3 Pressure / 3 Products
CO875004T	4 Pressure / 4 Products

Featuring Skip Bonded Beer & Gas Jumpers, Reinforced 200psi Red Hose, **304SS** Wall Brackets and Tailpieces

## ACRYLIC FOB/TAPRITE REG PANELS

Part Number	Description
CO869416T	1P Tecflo DLX FOB Panel Kit
CO869426T	1P CBS FOB Panel Kit
CO869456T	1P DFC FOB Panel Kit
CO869417T	2P Tecflo DLX FOB Panel Kit
CO869427T	2P CBS FOB Panel Kit
CO869457T	2P DFC FOB Panel Kit
CO869418T	3P Tecflo DLX FOB Panel Kit
CO869428T	3P CBS FOB Panel Kit
CO869458T	3P DFC FOB Panel Kit
CO869419T	4P Tecflo DLX FOB Panel Kit
CO869429T	4P CBS FOB Panel Kit
CO869459T	4P DFC FOB Panel Kit

Featuring Skip Bonded Beer & Gas Jumpers, Reinforced 200psi Red Hose, **304SS** Wall Brackets and Tailpieces

## 316SS FOB/TAPRITE REG PANELS

Part Number	Description
CO769436T	1P CBS 316SS FOB Panel Kit
CO869437T	2P CBS 316SS FOB Panel Kit
CO869440T	3P CBS 316SS FOB Panel Kit
CO869442T	4P CBS 316SS FOB Panel Kit

Featuring Skip Bonded Beer & Gas Jumpers, Reinforced 200psi Red Hose, **304SS** Wall Brackets and Tailpieces

## BEER PUMP PANELS



### CORNELIUS BEER PUMP PANELS

Part Number	Description
CO869181C	1P DLX FOB Beer Pump Kit
CO869211C	1P CBS-PL FOB Beer Pump Kit
CO869221C	1P DFC FOB Beer Pump Kit
CO869205C	1P CBS-SS FOB Beer Pump Kit
CO869182C	2P DLX FOB Beer Pump Kit
CO869212C	2P CBS-PL FOB Beer Pump Kit
CO869222C	2P DFC FOB Beer Pump Kit
CO869206C	2P CBS-SS FOB Beer Pump Kit

### TAPRITE BEER PUMP PANELS

Part Number	Description
CO869181T	1P DLX FOB Beer Pump Kit
CO869211T	1P CBS-PL FOB Beer Pump Kit
CO869221T	1P DFC FOB Beer Pump Kit
CO869205T	1P CBS-SS FOB Beer Pump Kit
CO869182T	2P DLX FOB Beer Pump Kit
CO869212T	2P CBS-PL FOB Beer Pump Kit
CO869222T	2P DFC FOB Beer Pump Kit
CO869206T	2P CBS-SS FOB Beer Pump Kit

Featuring Skip Bonded Beer & Gas Jumpers, Reinforced 200psi Red Hose & 304SS Wall Brackets with 3/8" barbed Tailpiece(s).



CO869205C



CO869182C



CO869212T



CO869222T

### ANALOX CO2 SENSORS

Part Number	Description
CO561000	Single Point CO2 Detector Kit Complete



### FEATURES

- Customization alarm set-points
- Percentage Range Present: 0.1 to 5% CO2
- Percentage Range Present: 0.1 to 25% O
- Measuring Method CO2: Infrared
- Measuring Method O2: Electrochemical
- Response Time: Less than 30 seconds
- Power Supply: 100-200V
- Meets NFPA, IFD and OSHA Requirements



BB80100-25-75

BB802-25/75-60/40



BB803-256050



BB801013



BB801042



BB803240



**NEW PRODUCT**

A compact, modular system for infusing cold brew at unequalled consistency of product and pour.

### MCDANTIM GAS BLENDERS

Part Number	Description
BB80100-25-75	Trumix® Single Blender Gas Blender-25%CO <sub>2</sub> -75%N <sub>2</sub>
BB80100-50-50	Trumix® Single Blender Gas Blender-50%CO <sub>2</sub> -50%N <sub>2</sub>
BB80100-60-40	Trumix® Single Blender Gas Blender-60%CO <sub>2</sub> -40%N <sub>2</sub>
BB80200-25/75-50/50	Trumix® Double Gas Blender-25%CO <sub>2</sub> -75%N <sub>2</sub> + 50%CO <sub>2</sub> -50%N <sub>2</sub>
BB80200-25/75-60/40	Trumix® Double Gas Blender-25%CO <sub>2</sub> -75%N <sub>2</sub> + 60%CO <sub>2</sub> -40%N <sub>2</sub>
BB80200-30/70-50/50	Trumix® Double Gas Blender-30%CO <sub>2</sub> -70%N <sub>2</sub> + 50%CO <sub>2</sub> -50%N <sub>2</sub>
BB803-256050	Trumix® Triple Gas Blender-60%CO <sub>2</sub> -40%N <sub>2</sub> + 25%CO <sub>2</sub> -75%N <sub>2</sub> + 50%CO <sub>2</sub> -50%N <sub>2</sub>

### MCDANTIM GAS BLENDER COMPONENTS

Part Number	Description
BB801013	In-Line Check Valve "T"-1/4" x 1/4" x 1/4"
BB801042	In-Line Check Valve "T"-3/8" x 3/8" x 3/8"

### MCDANTIM LEAK INDICATORS

Part Number	Description
BB803239	Single In-Line Leak Indicator MVO39
BB803240	Double In-Line Leak Indicator MVO35

### DRAFTSTREAM® NITRO

Part Number	Description
MP570005	Modular Plug & Play Draftstream® Nitro System

Compatible with BIB or Kegged cold coffee



## REGULATORS: REGULATOR COMPONENTS

### REGULATOR FITTINGS

Part Number	Description
CO881752	(1) 1/4" M.P.T. x (2) 1/4" F.P.T. "Y" Fitting
CO881975	CO <sub>2</sub> Bottle to N <sub>2</sub> Regulator Adapter
CO881977	N <sub>2</sub> Bottle to CO <sub>2</sub> Regulator Adapter
CO881995	1200PSI Check Valve
CO882000	Ball Valve with 1/4" Pipe Thread In/Outlet
CO880099	Nylon CO <sub>2</sub> Washer
CO892102	N <sub>2</sub> Nipple O'Ring
CO880095	Fibre Washer



### REGULATOR SHUT-OFFS

Part Number	Description
CO882015	1/4" Barbed Shut-Off
CO882020	5/16" Barbed Shut-Off
CO882029	5/16" Barbed Shut-Off
CO882028	5/16" Barbed Shut-Off with Check Valve



### REGULATOR GAUGES

Part Number	Description
CO890030	30lb Gauge
CO890060	60lb Gauge
CO890100	100lb Gauge
CO890160	160lb Gauge
CO891800	3000lb Gauge with Red "Order Gas" Zone Label - Lefthand Thread



### GAUGE GUARDS

Part Number	Description
CO898806	PM Metal Gauge Guard
CO898810-C	Cornelius SS Gauge Guard
CO898810-T	Taprite/MMe Metal Gauge Guard




### REGULATOR WRENCHES

Part Number	Description
CO898804	CO <sub>2</sub> Wrench



### CO<sub>2</sub> CHANGEOVER VALVES

Part Number	Description
CO898812	CO <sub>2</sub> Changeover Valve
CO898812-P	CO <sub>2</sub> Changeover Valve-minus the check valves



### BULK CO<sub>2</sub> RESERVE KIT

Part Number	Description
CO2RS-C	Cornelius 160 lb CO <sub>2</sub> Bottle Mount Regulator, Changeover Valve and Bulk System Gauge with Manifold Check Valve and Shut-Off.



Convert your old fridge into a beer dispenser!



## REFRIGERATOR CONVERSION KITS

### REFRIGERATOR CONVERSION KITS

CBS Refrigerator Conversion Kits are the perfect solution to convert a standard refrigerator into a self-contained direct draw draught beer dispenser! Each kit comes complete with everything needed to dispense draught beer! Just add beer and CO<sub>2</sub> and you can dispense draught beer anywhere!

### BASIC REFRIGERATOR CONVERSION KIT

Part Number	Description
CK101429	Basic Conversion Kit

**KIT INCLUDES:**

- "D" System Keg Coupler
- Single Gauge CO<sub>2</sub> Regulator
- 4' of Red Air Tubing
- 5' of Clear Beer Tubing
- 5 1/8" Shank
- Fittings, Washers & Clamps
- Chrome Faucet
- Chrome Tap Handle
- Faucet Wrench

### STANDARD REFRIGERATOR CONVERSION KIT

Part Number	Description
CK101465	Standard Conversion Kit

**KIT INCLUDES:**

- "D" System Keg Coupler
- Single Gauge CO<sub>2</sub> Regulator
- 4' of Red Air Tubing
- 5' of Clear Beer Tubing
- 5 1/8" Shank
- Fittings, Washers & Clamps
- Drip Tray
- Chrome Faucet
- Chrome Tap Handle
- Faucet Wrench
- CO<sub>2</sub> Wrench



CK101465

### DELUXE REFRIGERATOR CONVERSION KIT

Part Number	Description
CK101467	Deluxe Conversion Kit

**KIT INCLUDES:**

- "D" System Keg Coupler
- Double Gauge CO<sub>2</sub> Regulator
- 4' of Red Air Tubing
- 5' of Clear Beer Tubing
- 5 1/8" Shank
- Fittings, Washers & Clamps
- Drip Tray
- Chrome Faucet
- Chrome Tap Handle
- Deluxe Faucet Wrench
- CO<sub>2</sub> Wrench
- Faucet Cleaning Brush



CK101467

## REFRIGERATOR CONVERSION KITS

### PREMIUM REFRIGERATOR CONVERSION KIT

Part Number	Description
CK101479	Premium Conversion Kit

**KIT INCLUDES:**

- "D" System Keg Coupler
- Double Gauge CO<sub>2</sub> Regulator
- Chrome Faucet
- 4' of Red Air Hose
- 5' of Clear Beer Tube with Beer Fittings
- 5 1/8" Shank
- Fittings, Washers & Clamps
- Chrome Tap Handle
- 6" x 6" x 11" SS Drip Tray
- CO<sub>2</sub> Wrench
- Faucet Brush
- Cleaning Kit
- Deluxe Faucet Wrench



### STANDARD DUAL KIT

Part Number	Description
CK101465-X2	Standard Dual Kit

**KIT INCLUDES:**

- 2-"D" System Keg Couplers
- Double Gauge CO<sub>2</sub> Regulator w/2 Shut-Offs
- 2-Chrome Faucets
- 2-4' Red Air Hose
- 2-5' Clear Beer Tube with Beer Fittings
- 2-5 1/8" Shanks
- Fittings, Washers & Clamps
- 2 Chrome Tap Handles
- Drip Tray
- CO<sub>2</sub> Wrench
- Faucet Wrench




### STANDARD TOWER KIT

Part Number	Description
CK101515	Standard Tower Kit

**KIT INCLUDES:**

- "D" System Keg Coupler
- Double Gauge CO<sub>2</sub> Regulator
- 3" Diameter Single Chrome Beer Tower with 5' of 3/16" Tubing and Beer Fittings
- 4' of Red Air Hose Clamps
- Chrome Tap Handle
- CO<sub>2</sub> Wrench
- Faucet Wrench





CP151040-KIT

### 1 QUART CLEANING KIT

Part Number	Description
CP151040-KIT	1 Quart Cleaning Kit

**KIT INCLUDES:**

- 1qt Plastic Bottle with Metal Pump
- Faucet Wrench
- Faucet Brush
- Beer Line Cleaner - 4oz Bottle

### CONVERSION KIT PARTS & ACCESSORIES

Part Number	Description
OC99-04	#4 Gear Clamps
OC99-05	#5 Gear Clamps
CP101748	4oz Bottle "BLC" Cleaner
BB100990	TOF "D" System Keg Coupler
CO882069C	Standard Kit Replacement Regulator
CO882061C	Deluxe Kit Replacement Regulator
MP110001	Ball Lock Quick Disconnect - Gas with 1/4" Barb
MP110002	Ball Lock Quick Disconnect - Liquid with 1/4" Barb
MP100099	Pin Lock Quick Disconnect - Gas with 1/4" Barb
MP100000	Pin Lock Quick Disconnect - Liquid with 1/4" Barb
MP110003	Ball Lock Quick Disconnect - Gas with 1/4" MFL
MP110004	Ball Lock Quick Disconnect - Liquid with 1/4" MFL
MP110020	Faucet to Disconnect Adapter
MP110026	Pump to Disconnect Adapter



BB100990



OC99-04



CO882061C



CP101748



CO888993



CO888990



CO888987

### CO<sub>2</sub> CYLINDERS

Part Number	Description
CO888987	2.5lb Aluminum Cylinder
CO888990	5lb Aluminum Cylinder
CO888993	10lb Aluminum Cylinder
CO889000	20lb Aluminum Cylinder



CO892060C



BB101254G



BB101254

### OPTIONAL COMPONENTS

Part Number	Description
BB101254	Polished 303SS Stout Faucet
BB101254G	Gold Plated 303SS Stout Faucet
CO892060C	Primary N <sub>2</sub> Regulator

Conversion kits are customizable!  
Please ask your CBS sales representative for details.

## SPECIAL EVENT DISPENSE

### PLASTIC PICNIC COOLERS WITH STAINLESS STEEL COIL

Part Number	Description
CL105420	48qt Cooler with One 50' SS Coil
CL105423	48qt Cooler with One 85' SS Coil
CL105425	48qt Cooler with One 120' SS Coil
CL105430	48qt Cooler with Two 50' SS Coils
CL105433	48qt Cooler with Two 85' SS Coils
CL105435	48qt Cooler with Two 120' SS Coils
CL105440	48qt Cooler with Three 50' SS Coils
CL105450	100qt Cooler with Three 120' SS Coils

\* Coil Picnic Coolers include **304SS** Faucets, **304SS** Shanks, **304SS** Coils and **304SS** Picnic Cooler Couplings

### BRANDED PLASTIC PICNIC COOLERS WITH STAINLESS STEEL COIL

Part Number	Description
CL105420B-BR	Branded Blue 48qt Cooler with One 50' SS Coil
CL105420R-BR	Branded Red 48qt Cooler with One 50' SS Coil
CL105423B-BR	Branded Blue 48qt Cooler with One 85' SS Coil
CL105423R-BR	Branded Red 48qt Cooler with One 85' SS Coil
CL105425B-BR	Branded Blue 48qt Cooler with One 120' SS Coil
CL105425R-BR	Branded Red 48qt Cooler with One 120' SS Coil
CL105430B-BR	Branded Blue 48qt Cooler with Two 50' SS Coils
CL105430R-BR	Branded Red 48qt Cooler with Two 50' SS Coils
CL105433B-BR	Branded Blue 48qt Cooler with Two 85' SS Coils
CL105433R-BR	Branded Red 48qt Cooler with Two 85' SS Coils
CL105435B-BR	Branded Blue 48qt Cooler with Two 120' SS Coils
CL105435R-BR	Branded Red 48qt Cooler with Two 120' SS Coils

\* Coil Picnic Coolers include **304SS** Faucets, **304SS** Shanks, **304SS** Coils and **304SS** Picnic Cooler Couplings

### BRANDED SS PICNIC COOLERS WITH STAINLESS STEEL COIL

Part Number	Description
CL105550-1BR	Branded 54qt Cooler with One 50' Stainless Steel Coil
CL105550-2BR	Branded 54qt Cooler with Two 50' Stainless Steel Coils
CL105550-3BR	Branded 54qt Cooler with Three 50' Stainless Steel Coils
CL105552-1BR	Branded 54qt Cooler with One 85' Stainless Steel Coil
CL105552-2BR	Branded 54qt Cooler with Two 85' Stainless Steel Coils
CL105553-1BR	Branded 54qt Cooler with One 120' Stainless Steel Coil
CL105553-2BR	Branded 54qt Cooler with Two 120' Stainless Steel Coils

\* Coil Picnic Coolers include **304SS** Faucets, **304SS** Shanks, **304SS** Coils and **304SS** Picnic Cooler Couplings

### PLASTIC PICNIC COOLERS WITH COLD PLATE

Part Number	Description
CL105520	48qt Cooler with One Tap - 8" x 12" Cold Plate
CL105522	48qt Cooler with Two Taps - 8" x 12" Cold Plate
CL105530	48qt Cooler with One Tap - 10" x 15" Cold Plate
CL105540	48qt Cooler with Two Taps - 10" x 15" Cold Plate
CL105542	48qt Cooler with Three Taps - 10" x 15" Cold Plate
CL105545	48qt Cooler with Four Taps - 10" x 15" Cold Plate

\* Cold Plate Picnic Coolers include **304SS** Faucets, **304SS** Shanks, and **304SS** Picnic Cooler Couplings



CL105425

CL105435



Shown with optional lid graphics.







CL202054



CL202040-R



CL202042-B

### BRANDED PICNIC COOLERS

Part Number	Description
CL202054	54qt SS Picnic Cooler Wrapped with Custom Graphics - No Hardware
CL202040-R	Red 48qt Plastic Picnic Cooler With Custom Graphics - No Hardware
CL202042-B	Blue 48qt Plastic Picnic Cooler With Custom Graphics - No Hardware

### TAPPING KITS FOR PICNIC COOLERS

Part Number	Description
CL195100	CO <sub>2</sub> Tapping Kit For 1 Tap Picnic Cooler
CL195105	CO <sub>2</sub> Tapping Kit For 2 Tap Picnic Cooler
CL195150	N <sub>2</sub> Tapping Kit For 1 Tap Picnic Cooler
CL195155	N <sub>2</sub> Tapping Kit For 2 Tap Picnic Cooler

Tapping Kits include: Tubing, Clamps, Fittings, Primary Regulator with SS Gauge Guard and Wrench.



Keg Couplers sold separately

Keg Couplers sold separately

CL195105

### BREEZE ICE COOLED BEER DISPENSER

Part Number	Description
CL175001	1T Breeze Ice Cooled Draught Beer Dispenser
CL175001-3BR	1T Breeze Ice Cooled Draught Beer Dispenser w/3 Sides Wrapped
CL175001-4BR	1T Breeze Ice Cooled Draught Beer Dispenser w/4 Sides Wrapped



CL175001



CL175001-4BR



BB702718

### INSULATED KEG JACKET

Part Number	Description
BB702710	20L Insulated Keg Jacket
BB702718	58L Insulated Keg Jacket
BB702785	Insulated Keg Wrap - Long enough to wrap 4-58L Kegs "Keep Kegs cold during transport!"

## SPECIAL EVENT DISPENSE

### 304SS COILS

Part Number	Description	Shape
CL106305	50' x 5/16" OD	Round
CL106150L	50' 5/16" OD - Left	Round
CL106150R	50' 5/16" OD - Right	Round
CL106310	50' 5/16" OD - Left/Right	Square
CL106315	85' 5/16" OD - Left/Right	Square
CL106212L	120' (100' x 3/8" OD + 20' x 1/4" OD - Left	Round
CL106212R	120' (100' x 3/8" OD + 20' x 1/4" OD - Right	Round
CL106320	120' x 5/16" OD - Left/Right - Includes an In-Line Flow Control - MP551064	Square
MP551064	304SS In-Line Flow Control 5/16" SS OD x 5/16" SS OD	


CBS 304SS Coils are continuously extruded, not welded, eliminating bacteria build up & extending coil life.



CL106305



CL106310



CL106320

MP551064

Combs separate SS tubes to allow water to circulate evenly throughout.



CL106315

### COLD PLATES WITH 1/4" BARB FITTINGS

Part Number	Description
CL000099	One Channel 8" x 12"
CL000100	Two Channel 8" x 12"
CL011015	One Channel 10" x 15"
CL021015	Two Channel 10" x 15"



CL000100

### COOLER COUPLING

Part Number	Description
CL106999	3" Cooler Coupling with Assembly - 3/8" Bore
CL107010	3" 304SS Cooler Coupling Assembly - 3/8" Bore
BB101189-02	Cooler Coupling Washer



BB101189-02



CL106999

### SHANKS

Part Number	Description
BB101322	2 1/2" 304SS Shank with 5/16" OD JG
BB101323	2 1/2" 304SS Shank with 3/8" OD JG
BB101297	3" Shank Assembly with Barb Fitting
BB101297-SS	3" 304SS Shank Assembly with Barb Fitting
BB101300-1/4	3" Shank Assembly with 1/4" Bore
BB101295-3SS	3" 304SS Shank Assembly




BB101297



BB101295-3SS



BB101322



LEVER HANDLE - "D" SYSTEM

Part Number	Description
BB202768	4" Lever Handle with Chrome Plated Metal Pump
BB202768-X8	8" Lever Handle with Chrome Plated Metal Pump


LEVER HANDLE - "S" SYSTEM

Part Number	Description
BB202768E	4" Lever Handle with Chrome Plated Metal Pump
BB202768E-X8	8" Lever Handle with Chrome Plated Metal Pump



LEVER HANDLE - EUROPEAN

Part Number	Description
BB202776	4" Lever Handle "A" System with Chrome Plated Metal Pump
BB202776-X8	8" Lever Handle "A" System with Chrome Plated Metal Pump
BB202778	4" Lever Handle "G" System with Chrome Plated Metal Pump
BB202778-X8	8" Lever Handle "G" System with Chrome Plated Metal Pump
BB202780	4" Lever Handle "U" System with Chrome Plated Metal Pump
BB202780-X8	8" Lever Handle "U" System with Chrome Plated Metal Pump



BRONCO PUMPS

Part Number	Description
BB202740	Bronco Pump with "D" System Coupler
BB202741	Bronco Pump with "S" System Coupler

PICNIC PUMP - LESS COUPLER

Part Number	Description
BB202754	8" Metal Picnic Pump & Faucet-Less Coupler



WING HANDLE - "D" SYSTEM

Part Number	Description
BB202758	4" Metal Wing Handle with Chrome Plated Metal Pump
BB202758-X8	8" Metal Wing Handle with Chrome Plated Metal Pump

PERLICK PARTY PUMPS

Part Number	Description
BB089970	Perlick Party Pump with "D" System Coupler
BB089973	Perlick Party Pump with "S" System Coupler




**CBS STOCKS CLEANING CANS AND CHEMICALS TO CLEAN PICNIC PUMPS (PG.91-93)**

To clean your Picnic Pump, fill the cleaning bottle with water and cleaning chemical and connect the Picnic Pump to the bottle cap on top of the cleaning can. Pump the solution through the pump and out of the faucet. Rinse the cleaning bottle, add fresh water and pump the water through the pump and out of the faucet to complete the second stage of the cleaning process. Contact your CBS representative for more details.

## PARTY PUMPS


### DELUXE METAL PUMPS

Part Number	Description	System
BB202750	Deluxe 8" Pump-No Coupler	Pump Less Coupler
BB202752	Deluxe 8" Pump with Lever Handle "D" Coupler and Faucet	"D" System
BB202752-XS	Deluxe 8" Pump with Lever Handle "S" Coupler and Faucet	"S" System
BB202752-XA	Deluxe 8" Pump with Lever Handle "A" Coupler and Faucet	"A" System
BB202752-XG	Deluxe 8" Pump with Lever Handle "G" Coupler and Faucet	"G" System
BB202752-XU	Deluxe 8" Pump with Lever Handle "U" Coupler and Faucet	"U" System



### PICNIC PUMP PLASTIC FAUCET

Part Number	Description
BB101230	Plastic Faucet With Barb
BB101450-2	Plastic Faucet with 2' of Black Hose and Hexnut
BB101450-L2	Plastic Faucet with 2' of Black Hose-Less Hexnut



### METAL PUMP REPLACEMENT PARTS

Part Number	Description
BB101030	Neoprene Beer Nut Washer - NSF Certified
BB101031	Thomas Vent
BB101032	Body Washer
BB101033	Probe Washer
BB202750-17	Figure "8" Washer for Twin Probe
BB202750-18	Check Valve for Twin Probe Tap



### METAL PUMP ADAPTERS

Part Number	Description
BB202750-7	Pump Adapter Converts BB202750-234 to 5/16" Hose
BB202750-7N	Pump Adapter Replaces Air Nipple on Sankey to Attach BB202750-234
BB202750-282	Vertical Swivel Connector to Connect Pump to Coupler



### REPLACEMENT METAL PUMPS

Part Number	Description
BB202750-233	4" Chrome Plated Pump with Thread and Check Valve
BB202750-234	8" Chrome Plated Pump with Thread and Check Valve
BB202750-235	8" Chrome Plated Pump with 5/16" Barb




### BRONCO PUMP PARTS

Part Number	Description
BB202745-01	Bronco Pump Piston O'Ring
BB202745-02	Bronco Pump Locking Ring
BB202745-03	Bronco Pump Air Seal
BB202745-04	Bronco Pump Beer Seal
BB202745-05	Bronco Pump Piston



### LUBRICANT

Part Number	Description
BB101707	O'Ring Lubricant





LIQUID LINE CLEANERS



Part Number	Description
CP101748	4oz Beer Line Cleaner (BLC)
CP101750	32oz Beer Line Cleaner (BLC)
CP104750	64oz Caustic Line Cleaner
CP101804	DbI. Alkaline Cleaner (DAC)
CP101740	32oz Penetrate
MP900105	4L Benefit Cleaner
CP101824	32oz Acid Line Cleaner (ALC)
CP104824	64oz CS Acid Line Cleaner
CP101790	32oz Wine Line Cleaner (WLC)



TM DESANA IC - COLOR CHANGE TECHNOLOGY

Part Number	Description
CP103100	TM Desana Max 1.9oz Packet
CP103105	TM Desana Max 225 x 1.9oz Packets
CP103145	4 Litre Desana IC Liquid



POWDER LINE CLEANERS

Part Number	Description
CP101759	16oz Powder Line Cleaner (PLC)
CP101765	40lb Powder Line Cleaner (PLC)
CP101770-5	5lb Super "No Rinse"
CP101771	40lb Super "No Rinse"



RINSE INDICATOR TABLETS

Part Number	Description
CP101736	AllKlear Rinse Indicator-200 Tablets

## CLEANING

### FLUSHERS

Part Number	Description
CP101699	SS Series Flusher - "D" and "S" with Integral Ball Lifter
CP101700	SS Series Flusher - "D" and "S", No Ball Lifter
CP101701	SS Double Flusher - "D" with Integral Ball Lifter
CP101702	SS Double Flusher - "D" and "S" with Integral Ball Lifter
CP101698	Lexan Series Flusher - "D" and "S", No Ball Lifter
CP101690	Single Flusher - "G"
CP101693	Single Flusher - "A"
CP101694	SS Series Flusher - "A"



### ACCESSORIES

Part Number	Description
CP101716	Faucet Cleaning Attachment with Barb
CP101718	SS Duplex Coupling
CP101727	European Faucet Cleaning Attachment with Barb
CP101327SS	304SS 1/2" BSP European Shank with US Coupling Nut




### CLEANING TOOLS

Part Number	Description
CP101712	8" x 3/4" Faucet Brush
CP101713	7" x 3/16" SS Brush
CP101714	7" x 1/4" SS Brush
BB101719	Faucet Wrench
BB101721	Deluxe Faucet Wrench
CP101722	8 1/2" x 3/4" Faucet Brush
CP101724	9" x 5/8" SS Faucet Brush



### SS CIP SOCKETS

Part Number	Description
CP151210	"D" System CIP Socket w/ Bracket
CP151215	"S" System CIP Socket w/ Bracket
CP151220	"G" System CIP Socket w/ Bracket
CP151225	"U" System CIP Socket w/ Bracket
CP151230	"A" System CIP Socket w/ Bracket
SF387700	SS 3/8" NPT x 3/8" Barb



### PLASTIC CIP SOCKETS

Part Number	Description
CP151130	"D" System CIP Socket
CP151132	"S" System CIP Socket
CP151133	"U" System CIP Socket
CP151134	"A" System CIP Socket
CP151135	"G" System CIP Socket
CP151140	Back Plate
CP151142	End Stop Cap
CP151100	SS Mounting Board with Handle


### MAXI-VAC LINE CLEANING PUMPS

Part Number	Description
CP151300	Maxi-Vac Medium Duty Re-Circulating Line Cleaning Pump Up to 300'
CP151304	Maxi-Vac Heavy Duty Re-Circulating Line Cleaning Pump 300' & Over



### LINE CLEANING JUMPER

Part Number	Description
CP101650-1	1 ft Line Cleaning Jumper w/ Fittings
CP101650-2	2 ft Line Cleaning Jumper w/ Fittings



### CLEANING KIT

Part Number	Description
CP151040-KIT	1 Quart Cleaning Kit w/ Wrench, Brush & BLC



### PLASTIC CLEANING BOTTLES

Part Number	Description
CP151040	1 Quart Cleaning Bottle with Metal Pump
CP151054	5 Litre Cleaning Bottle
CP151055	15 Litre Cleaning Bottle
CP151056	30 Litre Cleaning Bottle



### DIP TUBES

Part Number	Description
CP151068	5 Litre Dip Tube
CP151069	15 Litre Dip Tube
CP151070	30 Litre Dip Tube



### BOTTLE CAPS

Part Number	Description
CP151060	"D" System Cap
CP151061	"G" System Cap
CP151062	"U" System Cap
CP151063	"S" System Cap
CP151064	"A" System Cap
CP151065	"M" System Cap

### STAINLESS STEEL CLEANING CANS

Part Number	Description
CP150980	9L 2 Head SS Cleaning Can with 2 "D" System Valves
CP150984	9L 2 Head SS Cleaning Can with "D" and "U" System Valves
CP150985	9L 2 Head SS Cleaning Can with "A" and "S" System Valves
CP151031	18L SS Cleaning Can with 4 "D" System Valves
CP151011	18L SS Cleaning Can with 2 "D" and 2 "U" System Valves
CP151012	18L SS Cleaning Can with 3 "D" and 1 "S" System Valves



Custom configurations available: choose from "A", "D", "G", "M", "S" or "U" valves.

## DIRECT DRAW BEER DISPENSERS

### VALUE LINE KEGERATORS

Part Number	Description
RE901032	1T Black Kegerator Less Tapping Kit
RE901032-X2	2T Black Kegerator Less Tapping Kit
RE901035	1T Black Kegerator w/ Tapping Kit
RE901037	2T Black Kegerator w/ Tapping Kit



**VALUE LINE KEGERATOR TAPPING KIT INCLUDES:**

- 5lb Aluminum CO<sub>2</sub> Cylinder
- "D" System Keg Coupler
- CO<sub>2</sub> Primary Regulator
- Regulator Wrench
- Tubing & Fittings



**OPTIONAL  
KEG FRIDGE  
CLEANING KIT  
CP151040-KIT**



RE901035



RE901037-3BR

### BRANDED KEGERATORS

Part Number	Description
RE901035-BR	Branded Door on 1T Kegerator w/ Tapping Kit
RE901035-3BR	Branded Door & Sides on 1T Kegerator w/ Tapping Kit
RE901037-BR	Branded Door on 2T Kegerator w/ Tapping Kit
RE901037-3BR	Branded Door & Sides on 2T Kegerator w/ Tapping Kit



RE801012-CO2



RE801015-CO2

### DIRECT DRAW TAPPING KITS

Part Number	Description
RE801012-CO2	CO2 1T Tapping Kit (KC)
RE801014-CO2	CO2 2T Tapping Kit (KC)
RE801015-CO2	CO2 3T Tapping Kit (KC)
RE801016-CO2	CO2 4T Tapping Kit (KC)



RE801014-CO2

Part Number	Description
RE801012-N2	N2 1T Tapping Kit (KC)
RE801014-N2	N2 2T Tapping Kit (KC)
RE801015-N2	N2 3T Tapping Kit (KC)
RE801016-N2	N2 4T Tapping Kit (KC)

★ **KEG COUPLERS SOLD SEPARATELY**



RE801016-CO2



## DIRECT DRAW BEER DISPENSERS

### CONTINENTAL DIRECT DRAWS



**REX00024**


Shown with optional BB101402

**REX00024-BR**

Shown with optional BB103502-C

CONTINENTAL DIRECT DRAW BEER DISPENSERS ARE SOLD WITHOUT TOWERS. CHOOSE THE NUMBER OF TAPS AND STYLE OF TOWER(S) FROM THE TABLES BELOW.

**American Made**  
AND BUILT TO LAST



**REX00090**

Shown with optional BB101402

### AIR TOWERS

Part Number	Description
BB101402	1T PSS 3" Column - w/ Tap
BB101406	2T PSS 3" Column - w/ Taps
BB101419	3T PSS 3" Column - w/ Taps
BB101413	3T BSS T-Tower - No Taps
BB101414	4T BSS T-Tower - No Taps
BB101415	5T BSS T-Tower - No Taps
BB101416	6T BSS T-Tower - No Taps



**REX00059**

Shown with optional BB101402



BB101402



BB101406



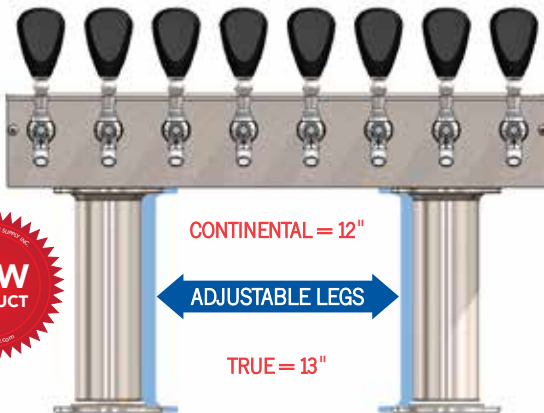
BB101419



BB101416

★ TAPS SOLD SEPARATELY

★ TAP HANDLES NOT INCLUDED ON TOWERS



CONTINENTAL = 12"

ADJUSTABLE LEGS

TRUE = 13"

### DIRECT DRAW DBL PEDESTAL - 3"

Part Number	Taps	Finish	Cooling	Length	Ped Center
BB101463-04	4	Brushed	Air	20"	12"
BB101463-05	5	Brushed	Air	20"	12"
BB101465-06	6	Brushed	Air	24"	12"
BB101465-08	8	Brushed	Air	24"	12"
BB101467-04	4	Brushed	Air	20"	13"
BB101467-05	5	Brushed	Air	20"	13"
BB101469-06	6	Brushed	Air	24"	13"
BB101469-08	8	Brushed	Air	24"	13"

Order Toll Free 1.888.303.7707



## BAR BACK COOLERS

### STANDARD MODELS

Part Number	Doors	Description	Width	Height	Depth
RE607024	1	Back Bar with Black Exterior and SS Top	24"	38 1/2"	31 1/8"
RE607050	2	Back Bar with Black Exterior and SS Top	50"	36 3/4"	27"
RE607059	2	Back Bar with Black Exterior and SS Top	59"	36 3/4"	27"
RE607069	2	Back Bar with Black Exterior and SS Top	69"	36 3/4"	27"
RE607079	3	Back Bar with Black Exterior and SS Top	79"	36 3/4"	27"
RE607090	3	Back Bar with Black Exterior and SS Top	90"	36 3/4"	27"



RE607069



RE607024

### STANDARD MODELS WITH GLASS DOORS

Part Number	Doors	Description	Width	Height	Depth
RE607024-GD	1	Back Bar with Black Exterior and SS Top	24"	38 1/2"	31 1/8"
RE607050-GD	2	Back Bar with Black Exterior and SS Top	50"	36 3/4"	27"
RE607059-GD	2	Back Bar with Black Exterior and SS Top	59"	36 3/4"	27"
RE607069-GD	2	Back Bar with Black Exterior and SS Top	69"	36 3/4"	27"
RE607079-GD	3	Back Bar with Black Exterior and SS Top	79"	36 3/4"	27"
RE607090-GD	3	Back Bar with Black Exterior and SS Top	90"	36 3/4"	27"



RE607059-GD



RE607024-GD

### STAINLESS STEEL MODELS

Part Number	Doors	Description	Width	Height	Depth
RE607024SS	1	Back Bar with SS Exterior and SS Top	24"	38 1/2"	31 1/8"
RE607050SS	2	Back Bar with SS Exterior and SS Top	50"	36 3/4"	27"
RE607059SS	2	Back Bar with SS Exterior and SS Top	59"	36 3/4"	27"
RE607069SS	2	Back Bar with SS Exterior and SS Top	69"	36 3/4"	27"
RE607079SS	3	Back Bar with SS Exterior and SS Top	79"	36 3/4"	27"
RE607090SS	3	Back Bar with SS Exterior and SS Top	90"	36 3/4"	27"



RE607059SS



RE607024SS



RE607090SS



RE607050SS



RE607069SS



RE607079SS

### CONVERT A BACK BAR TO A DIRECT DRAW

Part Number	Description
BB800005	13cfm Blower
BB800007	12cfm Blower with Shroud
BB800035	12/13cfm Blower Mounting Bracket
BB800036	Hardware to Mount Blower to Bracket
BB800050	1" x 6' Reinforced Air Hose



BB800007



BB800035



BB989702

### DIRECT DRAW GLYCOL COOLING KIT

Part Number	Description
BB989702	CBS Direct Draw Glycol Cooling Kit



RE901311



RE901313-BR

RECHARGEABLE COLD MERCHANDISERS

Part Number	Description
RE901311	Round Merchandiser - 115V
RE901311-BR	Branded Round Merchandiser - 115V
RE901313	Rectangular Merchandiser - 115V
RE901313-BR	Branded Rectangular Merchandiser - 115V

RECHARGEABLE COLD MERCHANDISERS WILL MAINTAIN AN AVERAGE 35-40°F DRINK TEMPERATURE IN A 90°F ENVIRONMENT FOR 12 HOURS WITHOUT POWER!



RE901357



RE901361-BR

COUNTERTOP GLASS DOOR MERCHANDISERS

Part Number	Description	Height
RE901357	Cooler holds 60 - 12 oz cans	30"
RE901357-BR	Branded RE901357	30"
RE901361	Cooler holds 55 - 12 oz cans	27 1/2"
RE901361-BR	Branded RE901361	27 1/2"
RE901371	Cooler holds 84 - 12 oz cans	36 1/4"
RE901371-BR	Branded RE901371	36 1/4"
RE901373	Cooler holds 120 - 12 oz cans	36 1/4"
RE901373-BR	Branded RE901373	36 1/4"



RE901375



RE901391-BR



RE901377-BR

UPRIGHT GLASS DOOR MERCHANDISERS

Part Number	Description	Height
RE901375	Cooler holds 210 - 12 oz cans	63"
RE901375-BR	Branded RE901375	63"
RE901377	Cooler holds 210 - 12 oz cans	63"
RE901377-BR	Branded RE901377	63"
RE901379	Cooler holds 288 - 12 oz cans	54"
RE301379-BR	Branded RE901379	54"
RE901388	Cooler holds 384 - 12 oz cans	63"
RE901388-BR	Branded RE901388	63"
RE901391	Cooler holds 730 - 12 oz cans	79"
RE901391-BR	Branded RE901391	79"



RE901391



RE901388-BR



RE901388

CBS HAS ACCESS TO SEVERAL REFRIGERATION SOLUTIONS. CALL US TODAY TO FIND THE RIGHT COOLER FOR YOUR APPLICATION.



## MATERIAL HANDLING

### HAND TRUCKS

Part Number	Description
MLHT111AM815C5	General Purpose Hand Truck w/ Stair Climber Kit
MLHT111HM815	General Purpose Hand Truck
MLHT515AUM1010C5	Keg Moving Hand Truck with Vertical Loop Handle and 10" Microcellular Foam Wheels
MLHT515AM815C5	Economy Keg Moving Hand Truck with Basic Loop Handle "U" Brace and 8" Rubber Wheels
MLHT515AUM1030C5	Keg Moving Hand Truck with Vertical Loop Handle and 10" Non-Marking Rubber Wheels
MLHT530UM1010C5	Keg Moving Hand Truck with Double Grip Handle and 10" Microcellular Foam Wheels
MLHT515AUM1060C5	Keg Moving Hand Truck with Vertical Loop Handle and 10" Pneumatic Wheels



MLHT111AM815C5



MLHT515AUM1060C5

### FOLDING HAND TRUCKS

Part Number	Description
ML-F19-E1-815-LFN	Folding Hand Truck with Straight Back Frame Great for Case or Boxed Product Delivery
ML-F19-E1-830-FKEG	Folding Hand Truck with Curved Back Frame Great for Keg or Round Container Delivery



ML-F19-E1-815-LFN



ML-F19-E1-830-FKEG

### GEMINI JR. CONVERTIBLE HAND TRUCK

Part Number	Description
MLGJR-1010	GMK16UAC Gemini Jr. Convertible Hand Truck
MLGJR-1030	GMK16UAB Gemini Jr. Convertible Hand Truck
MLGJR-1060	GMK16UA4 Gemini Jr. Convertible Hand Truck
MLGSR-1010	GMK81UAC Gemini Sr. Convertible Hand Truck
MLGSR-1030	GMK81UAB Gemini Sr. Convertible Hand Truck
MLGSR-1060	GMK81UA4 Gemini Sr. Convertible Hand Truck

Choose from these parts to design your own hand truck:



Design Your Own Hand Truck!

Custom for You



MLGSR-1010



MLGJR-1060





MLHT128-HM5-1060-BW

### BOTTLED WATER TRUCKS

Part Number	Description
MLHT128-HM5-1060-BW	Five-Bottle Tray Truck

### POWERED STAIR CLIMBER

Part Number	Description
ML-CLK170EGS4	Powered Stair Climber



ML-CLK170EGS4

### CURB RAMPS

Part Number	Description
MLCR-PKR220	Yellow Curb Ramp
MLCR-PKR221	Red Curb Ramp
MLCR-PKR222	Blue Curb Ramp



MLCR-PKR220



MLCR-PKR221



MLCR-PKR222

### KEG BUMPERS

Part Number	Description
BB702745	18" x 18" Keg Bumper
BB702750	24" x 24" Keg Bumper



BB702745

### KEG JACKETS & WRAP

Part Number	Description
BB702710	20L Insulated Keg Jacket
BB702718	58L Insulated Keg Jacket
BB702785	4 Keg Insulated Wrap



BB702718

## FLOJET BIB PUMPS

### FLOJET T5000 BIB PUMPS

Part Number	Description	Syrup	Gas
MP555250-S	T5000 Gas Operated Beverage Pump	1/4" SS	Straight
MP555253-L	T5000 Gas Operated Beverage Pump	1/4" SS	"L"
MP555255-T	T5000 Gas Operated Beverage Pump	1/4" SS	"T"
MP555370-S	T5000 Gas Operated Beverage Pump	3/8" SS	Straight
MP555373-L	T5000 Gas Operated Beverage Pump	3/8" SS	"L"
MP555375-T	T5000 Gas Operated Beverage Pump	3/8" SS	"T"



MP555250-S



MP555036-14

### FLOJET BIB PUMPS

Part Number	Description
MP555010	2125 Electric Pump - 115V
MP555029	G80 Pulpjet Juice & Smoothie Pump
MP555036-14	Bevjet II LF Electric Pump - 115V



MP555010



MP555029

### FLOJET BIB PUMP FITTINGS: PRODUCT

Part Number	Description
MP555001	SS 1/4" Straight Hose Barb
MP555002	SS 3/8" Straight Hose Barb Product Inlet & Outlet T-5000 / G55 / G58
MP555009	SS 1/4" Elbow Hose Barb Product Inlet & Outlet T-5000 / G55 / G58
MP555011	SS 3/8" Elbow Hose Barb Product Inlet & Outlet T-5000 / G55 / G58
MP555014	Plastic 3/8" - 1/2" Straight Hose Barb Product Inlet & Outlet G56 / K56
MP555016	SS 1/2" Straight Hose Barb Product Inlet & Outlet T-5000 / G55 / G58
MP555014-L	Plastic 3/8" - 1/2" Elbow Hose Barb Product Inlet & Outler G56/K56



MP555016



MP555009



MP555002



MP555011

### FLOJET BIB PUMP FITTINGS: GAS

Part Number	Description
MP555003	Brass 1/4" Elbow Hose Barb Inlet with Shut-Off T-5000
MP555004	Brass 1/4" "T" Hose Barb Inlet with Shut-Off T-5000
MP555112	Brass 1/4" Offset "T" Hose Barb with Shut-Off T-5000
MP555024	Brass 1/4" Elbow Hose Barb Inlet with Shut-Off G-Series
MP555025	Brass 1/4" "T" Hose Barb Inlet with Shut-Off G-Series



MP555003



MP555004



MP555112



### FLOJET PUMP ACCESSORIES

Part Number	Description
MP555012	Transfer Valve - Regular
MP555012V	Transfer Valve - High Altitude
MP555015	Strainer - 3/8" Barb Inlet, 3/8" Barb Outlet, 40 Mesh Stainless Steel Screen
MP555017	50PSI Water Regulator with 3/8" Barbed Fittings
MP555018	30PSI Water Regulator with 3/8" Barbed Fittings



MP555012



MP555015

## SHURFLO BIB PUMP

Part Number	Description
MP557000	Gas Operated Syrup Pump

## SHURFLO BIB PUMP FITTINGS: GAS

Part Number	Description
MP557008	Shurflo Yellow Gas "T"
MP557009	Shurflo Yellow Gas "L"
MP557013	Shurflo Brass 1/4" Gas "T"

## SHURFLO BIB PUMP FITTINGS: PRODUCT

Part Number	Description
MP557005	Shurflo SS 1/4" Syrup Elbow
MP557006	Shurflo SS 3/8" Syrup Elbow
MP557007	Shurflo Plastic 3/8" Syrup Inlet

## BIB PUMP MOUNTING BOARDS

Part Number	Description
MP559022	2 Pump Mounting Board
MP559023	3 Pump Mounting Board

## CARBONATORS

Part Number	Description
MP556105	Standard Flow Carbonator ASSE 1022 - 115V
MP556108	McCann's Big Mac Carbonator ASSE 1022 - 115V
SB596110	Lancer Turbo Carbonator ASSE Check Valve - 115V

## MCCANN CARBONATOR PARTS

Part Number	Description
MP556130	McCann's Carbonator Backflow Preventer (ASSE 1022)
MP556131	McCann's Probe Electronics 115V
MP556132	McCann's Probe Conversion Kit 115V
MP556134	McCann's Probe & Float Assembly 115V
MP556135	McCann's 3/8" MFL Double Check Valve
MP556136	McCann's 1/4" MFL Single Check Valve
MP556138	McCann's 180 PSI Pressure Relief Valve
MP556142	McCann's Carbonator ASSE 1022 Repair Kit

## DRAFTSTREAMS® CARBONATOR

Part Number	Description
MP570001	Draftstream® Carbonator



DESIGNED TO REPLICATE THE BUBBLE FORMATION OF BEVERAGES PACKAGED IN KEGS OR BOTTLES. USE TO CARBONATE BIB BEERS, WINE, CIDER, MIXES, COCKTAILS & MORE.



MP570001





## BIB RACKING

**CBS offers complete assembly of BIB Racks. Save time, money and frustration by buying BIB Racks fully assembled and ready to install. Send us your custom configuration and we will do the rest. Drop shipments and special orders are welcome.**



### BIB RACKS

Part Number	Description
MP558998	1 Box Wide Incline BIB Rack
MP559000	2 Box Wide Incline BIB Rack
MP559000C	2 Box Wide Flat BIB Rack
MP559003	3 Box Wide Incline BIB Rack



MP559000

### BIB TOP SHELVES

Part Number	Description
MP559010	1 Box Wide BIB Top Shelf
MP559011	2 Box Wide BIB Top Shelf
MP559012	3 Box Wide BIB Top Shelf



MP559010

### BIB CONNECTORS

Part Number	Description
MP550002	Liqui-Box QCD II Bag-In-Box Connector
MP550008	Green Pepsi Screw On Bag-In-Box Connector
MP550010	CC Bag-In-Box Connector
MP550022	Tomlinson Bag-In-Box Faucet
MP550015	Versi "L" Bag-In-Box Connector
MP550017	Versi "S" Bag-In-Box Connector
MP550019	Versi "T" Bag-In-Box Connector



MP550002



MP550008



MP550010



MP550019



MP550015



MP550017

**POST MIX PRIMARY REGULATOR KITS INCLUDES REGULATOR, 36" FLEX-HOSE AND CO<sub>2</sub> COUPLING KIT**

Part Number	Description
CO883160CW-KIT	C. 2P(100/160) Primary Wall Mount Regulator Kit
CO883160TW-KIT	TR. 2P(100/160) Primary Wall Mount Regulator Kit



CO883160CW-KIT



POST MIX CO<sub>2</sub> PRIMARY REGULATORS

Part Number	Description
CO882160CB	C. 1P(160) Primary Tank Mount Regulator
CO882160W	C. 1P(160) Primary Wall Mount Regulator
CO883160C	C. 2P(100/160) Primary Tank Mount Regulator
CO883160T	TR. 2P(100/160) Primary Tank Mount Regulator
CO883160CW	C. 2P(100/160) Primary Wall Mount Regulator
CO883160TW	TR. 2P(100/160) Primary Wall Mount Regulator

SECONDARY REGULATORS - WITH 1/4" BARB FITTINGS

Part Number	Description
CO881106C	C. 1P(100) Secondary Wall Mount Regulator
CO881106T	TR. 1P(100) Secondary Wall Mount Regulator
CO881166C	C. 1P(160) Secondary Wall Mount Regulator
CO881166T	TR. 1P(160) Secondary Wall Mount Regulator

SECONDARY REGULATORS - PLUG & 1/4" BARB FITTING

Part Number	Description
CO881105C	C. 1P(100) Secondary Wall Mount Regulator
CO881105T	TR. 1P(100) Secondary Wall Mount Regulator
CO881165C	C. 1P(160) Secondary Wall Mount Regulator
CO881165T	TR. 1P(160) Secondary Wall Mount Regulator

CO<sub>2</sub> CHANGEOVER VALVES



Part Number	Description
CO898812	CO <sub>2</sub> Changeover Valve
CO898812-P	CO <sub>2</sub> Changeover Valve-minus the check valves

CO<sub>2</sub> - N<sub>2</sub> PRIMARY REGULATOR WRENCH

Part Number	Description
CO898804	Primary Regulator Wrench

FOUNTAIN FITTINGS NUTS, STEMS AND WASHERS

Part Number	Description
MP550003	1/4" White Flare Washer
MP550004	3/8" Black Flare Washer
MP550005	15/16" Red Flare Washer
SF147265	SS 1/4" Barb (fits 1/4" Swivel Nut)
SF147375	SS 1/4" Barb (fits 3/8" Swivel Nut)
SF149265	1/4" Swivel Nut
SF387375	SS 3/8" Barb (fits 3/8" Swivel Nut)
SF389375	3/8" Swivel Nut



## BIB PRODUCTS

### CO<sub>2</sub> FLEXHOSE ASSEMBLIES

Part Number	Description
CO883600	36" CO <sub>2</sub> Flexhose
CO887200	72" CO <sub>2</sub> Flexhose



CO883600

### WATER REGULATORS AND BACKFLOW PREVENTERS

Part Number	Description
MP555017	Flojet Water Regulator - Preset at 50 PSI
MP555018	Flojet Water Regulator - Preset at 30 PSI
MP551720	Watts SS SD3-LS Blackflow - 3/8" MFL x 3/8" MFL
MP551722	Watts SS 9BD Blackflow - 3/8" MFL x 3/8" MFL
MP551730	Watt's Water Regulator - 3 to 50 PSI
MP551733	Watt's Water Regulator - 10 to 125 PSI



MP555017



MP551730



MP551720



MP551722

### MOTORS, PUMPS AND ACCESSORIES

Part Number	Description
MP000450	V-Band Clamp
MP000479	100GPH Brass Pump with Strainer
MP000602	50GPH SS Pump
MP000610	100GPH SS Pump
MP551740	1/3 HP/1725 RPM Motor -115V



MP000450



MP000479



MP551740

### COLD PLATE FITTINGS

Part Number	Description
CL000225	SS 1/4" MFL x 1/4" Barb
CL000250	SS 5/16" MFL x 1/4" Barb
CL000375	SS 5/16" MFL x 3/8" Barb
SF147717	SS 3/8" MFL x 1/4" MFL Union
SF147719	SS 5/16" MFL x 5/16" MFL
SF147720	SS 1/4" MFL x 1/4" MFL Union
SF147720P	Plastic 1/4" MFL x 1/4" MFL
SF147721	SS 1/4" MFL x 5/16" MFL



CL000375



CL000250




CL000225

### ALUMINIUM COLD PLATES

Part Number	Description
CL000099	1 Channel 8" x 12"
CL000100	2 Channel 8" x 12"
CL000300	3 Channel 8" x 14"
CL000400	4 Channel 8" x 14"
CL000500	5 Channel 8" x 14"
CL000600	6 Channel 8" x 14"
CL000700	7 Channel 8" x 14"



CL000100



CL000700



MP555093

**FLOJET ELECTRIC WATER BOOSTER PUMP**

Part Number	Description
MP555093	Electric Water Booster Pump - 115V

**FLOJET WATER BOOSTER SYSTEMS**

Part Number	Description
MP555085	2820 Water Booster System 1.5 GPM - 115V
MP555087	2840 Water Booster System 3.5 GPM - 115V
MP555090	K56 Water Booster System 4 GPM - Gas Operated



MP555085



MP555087



MP555090



BB900214



BB900205



BB900219



BB900224

**FLASH COOLERS - COOL WATER, SYRUPS OR JUICES**

Part Number	Description
BB900205	Vin Service "Flat" Flash Cooler w/2-SS Product Lines (9m +8m)-115V-25L/Hour
BB900214	Vin Service HE60 Flash Cooler w/4-SS Product Lines (6m,6m,10m,7m) -115V-60L/Hour
BB900219	Vin Service HE90V Flash Cooler w/4-SS Product Lines (8m,9m,14m,12m)-115V-90L/Hour
BB900224	Vin Service HE120V Flash Cooler w/6-SS Product Lines (21m, 20m, 17m, 14m, 13m, 13m) 115V-120L/Hour



MP000100



MP551713

**MEASURING DEVICES**

Part Number	Description
MP000100	Refractometer 0-30
MP551713	Brix Cup



**BAR GUNS**

**SCHROEDER AMERICA BAR GUNS**

Part Number	Description
MP883701	1 Button Energy Drink Gun
MP883702	2 Button Energy Drink Gun
MP883760	6 Product Juice Gun
MP883768	8 Product Juice Gun
MP883773	8 Button Gun (6+0)
MP883778	10 Button Combo Gun (5+3)
MP883783	12 Button Combo Gun (5+5)
MP883793	14 Button Combo Gun (6+6)



**SCHROEDER AMERICA BAR GUN PARTS**

Part Number	Description
MP883500	Sanitary Holster - 675-0017
MP883502	Wire Drip Cup Assembly - 645-0156
MP883502-CUP	Rubber Insert Cup - Wire Holder - 315-0008
MP883510	Syrup Separator - 316-0004
MP883512	Water Splitter Assembly - 631-0039
MP883514	Parts Kit - 675-0019
MP883525	Black Nozzle - 265-0194
MP883525-01	Nozzle O'Ring - 210-0006
MP553831-SA	Valve Stem - 265-0200



**SCHROEDER AMERICA BAR GUN FITTINGS**

Part Number	Description
MP883515	1/4" SS Barb - 625-0004
MP883516	3/8" SS Barb - 625-0005
MP883517	1/4" SS 90° Barb - 625-0013
MP883518	3/8" SS 90° Barb - 625-0011
MP883519	1/4" SS 45° Barb - 625-0014
MP883520	3/8" SS 45° Barb - 625-0012



**SCHROEDER AMERICA FLOW CONTROL BAR GUNS**







### WUNDERBAR BAR GUN FITTINGS


Part Number	Description
MP553807	3/8" SS Barb - PM10-11
MP553808	3/8" SS Barb Long - PM10-12
MP553816	1/4" SS Barb Long - PM10-47
MP553816S	1/4" SS Barb - PM10-9

### WUNDERBAR BAR GUNS

Part Number	Description
MP883880	6 Product Juice Gun
MP883882	8 Product Juice Gun
MP883888	8 Button Gun (6+0)
MP883890	10 Button Gun (5+3)
MP883893	12 Button Gun (5+5)
MP883894	12 Button Gun (6+4)
MP883895	14 Button Gun (7+5)

### WUNDERBAR BAR GUN PARTS

Part Number	Description
MP553809	Twist Lock Nozzle (S2.5,S3) - PH10-94
MP553810	Syrup Separator (S2.5) - PH10-83
MP553811	Parts Kit - PM10-38
MP553822	Drip Cup - PM10-41
MP553822KIT	Hose Hanger Kit - PM10-43
MP553921	Tube Seal O'Ring - PH10-19




### BAR GUN BUTTERFLY PLATES

Part Number	Description
MP553800	1HR Butterfly Plate
MP553801	1HL Butterfly Plate
MP553802	2H Butterfly Plate
MP553803	3HR Butterfly Plate
MP553804	3HL Butterfly Plate
MP553805	4HR Butterfly Plate
MP553806	4HL Butterfly Plate
MP553805-3	4H #3 Butterfly Plate
MP553805-4	4H #4 Butterfly Plate
MP553805-6	4H #6 Butterfly Plate

### BAR GUN BUTTONS

Part Number	Description
MP553832	Soda Button Cap
MP553833	Water Button Cap
MP553843	White "M" Button Cap
MP553844	Green "L" Button Cap
MP553845	White "C" Button Cap
MP553846	White "L" Button Cap
MP553847	White "T" Button Cap
MP553848	White "Q" Button Cap
MP553849	White "G" Button Cap
MP553850	Red "C" Button Cap
MP553851	Red "T" Button Cap

Part Number	Description
MP553852	Orange "O" Button Cap
MP553853	Brown "B" Button Cap
MP553854	Yellow "S" Button Cap
MP553855	Pink "G" Button Cap
MP553856	White "D" Button Cap
MP553876	Red "CRAN" Button Cap
MP553877	Yellow "P" Button Cap
MP553882	Brown "RBEER" Button Cap
MP553911	White "O" Button Cap
MP553917	Brown "TEA" Button Cap
MP553919	Green "APPLE" Button Cap
MP553920	Green "GINGER" Button Cap



## FOUNTAIN

## POST MIX TEA DISPENSERS

Part Number	Description
SB220011	Branded 1P Oval Post Mix Tea Urn
SB220022	Branded 2P Square Post Mix Tea Urn



SB220011

## POST MIX TOWERS

Part Number	Description
SB009301	1P Lit Post Mix Tower - 15"H
SB009302	2P Lit Post Mix Tower - 15"H



SB009302



SB500202

## UNICORN POST MIX TOWER

Part Number	Description
SB500202	4P Unicorn
SB500210	4P Unicorn with Portion Control

## POST MIX SPARTAN COUNTERTOP

Part Number	Description
SB500122	2P Spartan with Carbonator
SB500123	3P Spartan with Carbonator
SB500124	4P Spartan with Carbonator



SB500124

## POST MIX TOWERS

Part Number	Description
SB500650	2P Post-Mix Tower
SB500675	6P Post-Mix Tower



SB500650



SB500675



SB300193



SB300115

### DROP-IN ICE COOLED DISPENSERS

Part Number	Description
SB300115	6P 15" X 22" Drop-in
SB300193	6P 23" x 23" Drop-in

### ICE-BEVERAGE DISPENSERS

Part Number	Description
SB300520	6P 22" Ice-Bev Dispenser
SB300528	8P 25" Ice-Bev Dispenser
SB300534	10P 30" Ice-Bev Dispenser
SB300545	12P 44" Ice-Bev Dispenser



SB300520



SB300528



SB300534



SB300545

### COUNTERTOP ELECTRIC JUICE DISPENSERS

Part Number	Description
SB701460	4P Electric Juice Dispenser
SB701500	6P Electric Juice Dispenser



SB701460



SB701500

### BUNDLED TUBING

Part Number	Description
BT060000-100	6L - 6 x .265" ID Poly - 100'
BT060000-500	6L - 6 x .265" ID Poly - 500'
BT090000	9L - 9 x .265" ID Poly - 100'
BT100375	10L - 10 x .375" ID Barrier - 100'
BT120375	12L - 12 x .375" ID Barrier - 100'
BT120375-200	12L - 12 x 0.375" ID Barrier - 200'
BT120375-500	12L - 12 x 0.375" ID Barrier - 500'
BT141165	14L - 10 x .265" ID & 4 x .375" ID Barrier - 100'



BT141165



BT060000-100



**TUBING**

**TUBING**

Part Number	Description	Color	Length
BT143900	1/4" ID x 3/8" OD Barrier	Natural	500'
BT144500	1/4" ID x 1/2" OD PVC Braid	Clear	100'
BT144600	.265" ( 1/4") x .457" Poly Braid	White	500'
BT384900	5/16" ID x 7/16" OD Barrier	Natural	500'
BT385100	3/8" ID x 1/2" OD Barrier	Natural	500'
BT385800	5/16" ID x 9/16" OD PVC Braid	Clear	100'
BT385807	3/8" ID x 5/8" OD PVC Braid	Clear	100'
BT385809	3/8" ID x 5/8" OD Vinyl BIB	Clear	100'
BT385815	5/16" ID x 7/16" OD PVC	Clear	100'
BT386350	.375" ( 3/8") x .593" Poly Braid	White	300'
BT500650	1/2" ID x 3/4" OD PVC	Clear	100'
BT500675	3/4" ID x 1" OD PVC	Clear	100'
BT600740	1/2" ID x 3/4" OD PVC	Gray	100'
BT600750	3/4" ID x 1" OD PVC	Gray	100'
BT601000	1" ID x 1 1/4" OD PVC	Gray	100'
NSF Flexible Total Barrier Tubing			
BT381375-100	3/8" ID x 5/8" OD NSF Total Barrier Tubing	Clear	100'
BT381375-500	3/8" ID x 5/8" OD NSF Total Barrier Tubing	Clear	500'
<b>FDA Compliant and NSF-51 Certified</b>			



BT385809



BT385800



BT386350



BT381375



**CABLE TIES**

Part Number	Description
MP000742	Trunkline Mounting Bracket - Black
MP000770	7" Natural
MP000771	11" Natural
MP000772	15" Natural
MP000773	7" Natural with Screw Mount
MP000774	11" Natural with Screw Mount
MP000775	15" Natural with Screw Mount



MP000771

MP000774



MP000742



**TUBING CLAMPS**

Part Number	Description
MP000750	3/8" Cable Clamp - 100/bag
MP000753	1/2" Cable Clamp - 100/bag
MP000756	9/16" Cable Clamp - 100/bag



MP000756

**TUBE CUTTING TOOLS**

Part Number	Description
MP559950	Multi Cutter
MP559960	Jumbo Bundle Cutter
MP559970	Pocket Hose Cutter



MP559970



MP559950





MP099900



MP099910



MP099901



MP099911

## TRANSFER TANKS

Part Number	Description
MP099900	A.E.B Ball Lock 2.5G SS Tank
MP099910	A.E.B Ball Lock 5G SS Tank
MP099901	A.E.B. Ball Lock 2.5G SS Tank w/ Double Handle
MP099911	A.E.B. Ball Lock 5G SS Tank w/ Double Handle

## TANK REPLACEMENT PARTS

Part Number	Description
MP099950	Transfer Tank Lid W/Safety
MP099952	Transfer Tank PRV
MP099955	Tank Lid O'Ring
MP099962	Pin Lock Post O'Ring
MP099965	Ball Lock Post O'Ring
MP099975	Poppet Valve
MP099981	Tank Inlet Plug Assembly - Gas
MP099983	Tank Outlet Plug Assembly - Liquid



MP099962 MP099965



MP099983



MP099981



MP099975



MP099952



MP110001

MP110002



MP099950



MP110003



MP110004

## TANK FITTINGS

Part Number	Description
MP100099	Pin Lock with 1/4" Barb-Gas
MP100000	Pin Lock with 1/4" Barb-Liquid
MP110001	Ball Lock with 1/4" Barb-Gas
MP110002	Ball Lock with 1/4" Barb-Liquid
MP110003	Ball Lock with 1/4" MFL-Gas
MP110004	Ball Lock with 1/4" MFL-Liquid



MP100000



MP100099

## WATER TOWERS

### MONGOOSE AIR

Part Number	Taps	Finish	Cooling	Drip Tray
WF107140CE	1	Chrome	Air	10"
WF107150CE	2	Chrome	Air	10"
WF107160CE	3	Chrome	Air	12"
WF107143CE	1	White	Air	10"
WF107153CE	2	White	Air	10"
WF107163CE	3	White	Air	12"

### MONGOOSE GLYCOL

Part Number	Taps	Finish	Cooling	Drip Tray
WF107140CE-CK	1	Chrome	Glycol	10"
WF107150CE-CK	2	Chrome	Glycol	10"
WF107160CE-CK	3	Chrome	Glycol	12"
WF107143CE-CK	1	White	Glycol	10"
WF107153CE-CK	2	White	Glycol	10"
WF107163CE-CK	3	White	Glycol	12"



# MONGOOSE

### MINI MONGOOSE

Part Number	Taps	Finish	Cooling	Drip Tray
WF107280CE	1	Chrome	Air	10"
WF107280CE-CK	1	Chrome	Glycol	10"

### MEDIUM MONGOOSE

Part Number	Taps	Finish	Cooling	Drip Tray
WF107290CE	1	Chrome	Air	10"
WF107290CE-CK	1	Chrome	Glycol	10"
WF107295CE	2	Chrome	Air	10"
WF107729CE-CK	2	Chrome	Glycol	10"



### SEXY AIR

Part Number	Taps	Finish	Cooling	Drip Tray
WF107091CE	1	Chrome	Air	10"
WF107092CE	2	Chrome	Air	10"
WF107093CE	3	Chrome	Air	12"

### SEXY GLYCOL

Part Number	Taps	Finish	Cooling	Drip Tray
WF107091CE-CK	1	Chrome	Glycol	10"
WF107092CE-CK	2	Chrome	Glycol	10"
WF107093CE-CK	3	Chrome	Glycol	12"



**TAP HANDLES NOT INCLUDED**

**TAPS SOLD SEPARATELY**

ALL TOWERS  
ON THIS PAGE



# SEXY

MONGOOSE AIR WITH MEDALLION HOLDER

Part Number	Taps	Finish	Cooling	Drip Tray
WF107240CE	1	Chrome	Air	10"
WF107250CE	2	Chrome	Air	10"
WF107260CE	3	Chrome	Air	12"
WF107243CE	1	White	Air	10"
WF107253CE	2	White	Air	10"
WF107263CE	3	White	Air	12"

# MONGOOSE

MONGOOSE GLYCOL WITH MEDALLION HOLDER

Part Number	Taps	Finish	Cooling	Drip Tray
WF107240CE-CK	1	Chrome	Glycol	10"
WF107250CE-CK	2	Chrome	Glycol	10"
WF107260CE-CK	3	Chrome	Glycol	12"
WF107243CE-CK	1	White	Glycol	10"
WF107253CE-CK	2	White	Glycol	10"
WF107263CE-CK	3	White	Glycol	12"

LIT SEXY AIR

Part Number	Taps	Finish	Cooling	Drip Tray
WF107095CE	1	Chrome	Air	10"
WF107096CE	2	Chrome	Air	10"
WF107097CE	3	Chrome	Air	12"

LIT SEXY GLYCOL

Part Number	Taps	Finish	Cooling	Drip Tray
WF107095CE-CK	1	Chrome	Glycol	10"
WF107096CE-CK	2	Chrome	Glycol	10"
WF107097CE-CK	3	Chrome	Glycol	12"



WF107263CE



WF107250CE



WF107240CE-CK



WF107253CE-CK



WF107095CE



WF107096CE-CK

# SEXY

ALL TOWERS ON THIS PAGE



 MEDALLIONS & TAP HANDLES NOT INCLUDED  
 TAPS SOLD SEPARATELY

## WATER TOWERS

### LUCKY AIR

Part Number	Taps	Finish	Cooling	Drip Tray
WF107121CE	1	Chrome	Air	10"
WF107122CE	2	Chrome	Air	10"
WF107123CE	3	Chrome	Air	12"

### LUCKY GLYCOL

Part Number	Taps	Finish	Cooling	Drip Tray
WF107121CE-CK	1	Chrome	Glycol	10"
WF107122CE-CK	2	Chrome	Glycol	10"
WF107123CE-CK	3	Chrome	Glycol	12"

### LIT LUCKY AIR

Part Number	Taps	Finish	Cooling	Drip Tray
WF107126CE	1	Chrome	Air	10"
WF107127CE	2	Chrome	Air	10"
WF107128CE	3	Chrome	Air	12"

### LIT LUCKY GLYCOL

Part Number	Taps	Finish	Cooling	Drip Tray
WF107126CE-CK	1	Chrome	Glycol	10"
WF107127CE-CK	2	Chrome	Glycol	10"
WF107128CE-CK	3	Chrome	Glycol	12"

 TAP HANDLES NOT INCLUDED

 TAPS SOLD SEPARATELY



WF102070



WF102080

### XENIA TOWER

Part Number	Taps	Finish	Drip Tray
WF102070	Lever	3	10"
WF102080	Push Button	3	10"

## XENIA





WF920210



WF920212



WF920214

80MM MEDALLIONS

Part Number	Description
WF920210	"Chilled"
WF920212	"Chilled Sparkling"
WF920214	"Ambient"

82MM MEDALLIONS

Part Number	Print
WF920220	"Chilled"
WF920222	"Chilled Sparkling"
WF920224	"Ambient"



WF920021



WF920025



WF920029

TRAP-Z WATER TAP HANDLES

Part Number	Color	Print	Fitting
WF920021	White	"Chilled"	Chrome
WF920025	White	"Chilled Sparkling"	Chrome
WF920029	White	"Ambient"	Chrome



WF920001



WF920005



WF920009

SHOTGUN 2.0 WATER TAP HANDLES

Part Number	Color	Print	Fitting
WF920001	White	"Chilled"	Chrome
WF920005	White	"Chilled Sparkling"	Chrome
WF920009	White	"Ambient"	Chrome



BB100301-B



BB100301-C



BB101260

TAP HANDLES

Part Number	Description
BB100301-B	Black Plastic Tap Handle
BB101301-C	Chrome Plastic Tap Handle
BB101260	Chrome Plated Brass Tap Handle

## WATER PRODUCTS

### STAINLESS STEEL DRIP TRAYS

Part Number	Description	Drain
BB700802	10 3/8" x 5 3/8" Drip Tray	X
BB700812	15" x 5 3/8" Drip Tray	X
BB701902	10 3/8" x 5 3/8" Drip Tray	✓
BB701908	12" x 5 3/8" Drip Tray	✓
BB701912	15" x 5 3/8" Drip Tray	✓




BB700802

### FAUCETS

Part Number	Description
BB101198	316SS Flux Faucet
WF101231	304SS Euro Quix F/C Faucet With Shank



WF101231



BB101198

TAP HANDLES NOT INCLUDED

### WATER ACCESSORIES

Part Number	Description
MP555017	Flojet Water Regulator - Preset at 50 PSI
MP555018	Flojet Water Regulator - Preset at 30 PSI
MP551060	Flow Restrictor
MP551720	Watts SS SD3-LS Blackflow - 3/8" MFL x 3/8" MFL
MP551722	Watts SS 9BD Blackflow - 3/8" MFL x 3/8" MFL
MP551730	Watt's Water Regulator - 3 to 50 PSI
MP551731	Watt's Water Regulator Repair Kit



MP555017



MP551730



MP551722



MP551720



CO882160CB

### CO<sub>2</sub> PRIMARY REGULATOR

Part Number	Description
CO882160CB	C. 1P(160) Primary Tank Mount Regulator

### ALUMINIUM COLD PLATES

Part Number	Description
CL000099	1 Channel 8" x 12"
CL000100	2 Channel 8" x 12"



CL000099



CL000100

### CARBONATORS

Part Number	Description
MP556105	Standard Flow Carbonator ASSE 1022 - 115V
MP556108	McCann Big Mac Carbonator ASSE 1022-115V
SB596110	Lancer Turbo Carbonator ASSE Check Valve-115V



MP556105



MP556108

**FLASH COOLERS - CHILL WATER TO THE POINT OF DISPENSE**



BB900205



BB900214

Part Number	Description
BB900205	Vin Service "Flat" Flash Cooler w/2-SS Product Lines (9m +8m)-115V-25L/Hour
BB900214	Vin Service HE60 Flash Cooler w/4-SS Product Lines (6m,6m,10m,7m)-115V-60L/Hour
BB900219	Vin Service HE90V Flash Cooler w/4-SS Product Lines (8m,9m,14m,12m)-115V-90L/Hour
BB900224	Vin Service HE120V Flash Cooler w/6-SS Product Lines (21m, 20m, 17m, 14m, 13m, 13m) 115V-120L/Hour



BB900219



BB900224

**REMOTE WATER FLASH COOLER-CARBONATE & CHILL WATER TO THE POINT OF DISPENSE**



WF565345

Part Number	Description
WF565345	Horeca Remote Cooler with Built-In Carbonator and Pump - 70L/HR - 115V

ETL & ETL-S Certified



WF565315



WF565060

**REMOTE WATER FLASH COOLER- DRY REFRIGERATION FEATURE**

Part Number	Description
WF565315	Spring Remote Cooler with Built-In Carbonator 20L/HR - 115V - Minimal maintenance as there is no water tank to maintain.

**COUNTERTOP WATER FLASH COOLER - CARBONATE & CHILL**

Part Number	Description
WF565060	Crystal Countertop Chiller/Dispenser with Built-In Carbonator - 115V

ETL & ETL-S Certified

**AETHER**

**Aether filters for drinking water, cold beverages, hot beverages, ice and food service equipment.**



WF007820

**WATER FILTER SYSTEMS WITH SEDIMENT PRE-FILTERS**

Part Number	Description
WF007820	Twin Filter With Sediment Pre-Filter
WF007830	Triple Filter With Sediment Pre-Filter
WF007840	Quad Filter With Sediment Pre-Filter



WF007840

**AETHER REPLACEMENT FILTERS - CARBON**

Part Number	Description
WF007101	1 Micron Carbon Block - 14000 Gal
WF007105	5 Micron Carbon Block - 14000 Gal
WF007110	1 Micron Carbon Foam - 9000 Gal
WF007115	1 Micron Carbon Foam 18000 Gal



**AETHER REPLACEMENT FILTERS - SCALE & SEDIMENT**

Part Number	Description
WF007140	1 Micron Scale - 20,000 Gal
WF007145	1 Micron Scale - 30,000 Gal
WF007150	1 Micron Scale - 60,000 Gal
WF007185	1 Micron Sediment - 14,000 Gal



**AETHER MANIFOLDS**

Part Number	Description
WF007511	Single Stage With Gauge
WF007512	Double Stage With Gauge
WF007513	Triple Stage With Gauge
WF007514	Quad Stage With Gauge



WF007511



WF007512



WF007513



WF007514



## WATER FILTER SYSTEM KITS

Part Number	Description
WF006375	3M HF60 Kit - Filter, Housing, Tubing & Fittings
WF006387	3M HF90 Kit - Filter, Housing, Tubing & Fittings



WF006530



WF006545



WF006250



WF006320



WF006310

## WATER FILTER ACCESSORIES

Part Number	Description
WF006530	3M VH3 - 3/8" FNPT, Valve-In-Head
WF006545	3M VH3 - 3/8" FNPT, Valve-In-Head with Shroud and Plug
WF006550	3M VH3 - 3/8" FNPT, Valve-In-Head with Shroud and Gauge

## REPLACEMENT WATER FILTERS

Part Number	Description
WF006250	6" In-Line Filter (10micron/750gal)
WF006253	3M 6" In-Line Filter (5micron/1500gal)
WF006310	3M HF60 Filter (0.2micron/35,000gal)
WF006320	3M HF90 Filter (0.2micron/54,000gal)



MP555070

## BOTTLED WATER DISPENSERS

Part Number	Description
MP555070	Flojet Single Inlet Bottled Water Dispenser - 115V
MP555070-2A	Flojet Dual Inlet Bottled Water Dispenser - 115V

## WATER BOOSTER PUMPS

Part Number	Description
MP555023	Flojet Gas Operated Water Booster Pump
MP555093	Duplex Electric Water Booster Pump - 115V



MP555093



MP555023

## FLOJET WATER BOOSTER SYSTEMS

Part Number	Description
MP555085	2820 Water Booster System 1.5 GPM - 115V
MP555087	2840 Water Booster System 3.5 GPM - 115V
MP555090	K56 Water Booster System 4 GPM - Gas Operated



MP555087



MP555090

## WINE TOWERS



### SEXY

Part Number	Taps	Finish	Cooling	Drip Tray
WW107091CA	1	Chrome	Air	10"
WW107091CA-CK	1	Chrome	Glycol	10"
WW107092CA	2	Chrome	Air	10"
WW107092CA-CK	2	Chrome	Glycol	10"
WW107093CA	3	Chrome	Air	12"
WW107093CA-CK	3	Chrome	Glycol	12"



WW107091CA



WW107092CA



WW107093CA

### MONGOOSE

Part Number	Taps	Finish	Cooling	Drip Tray
WW107140CA	1	Chrome	Air	10"
WW107140CA-CK	1	Chrome	Glycol	10"
WW107150CA	2	Chrome	Air	10"
WW107150CA-CK	2	Chrome	Glycol	10"
WW107160CA	3	Chrome	Air	12"
WW107160CA-CK	3	Chrome	Glycol	12"



WW107140CA



WW107150CA



WW107160CA



### LUCKY

Part Number	Taps	Finish	Cooling	Drip Tray
WW107121CA	1	Chrome	Air	10"
WW107121CA-CK	1	Chrome	Glycol	10"
WW107122CA	2	Chrome	Air	10"
WW107122CA-CK	2	Chrome	Glycol	10"
WW107123CA	3	Chrome	Air	12"
WW107123CA-CK	3	Chrome	Glycol	12"



WW107121CA



WW107122CA



WW107123CA

### MINI MUSHROOM

Part Number	Taps	Finish	Cooling	Drip Tray
WW107373CA	3	Polished SS	Air	14" x 8"
WW107374CA	4	Polished SS	Air	14" x 8"
WW107375CA	5	Polished SS	Air	14" x 8"



WW107374CA

### 4" POLISHED SS COLUMNS

Part Number	Taps	Finish	Cooling	Drip Tray
WW101421CA	1	Polished SS	Air	14" x 8"
WW101422CA	2	Polished SS	Air	14" x 8"
WW101423CA	3	Polished SS	Air	14" x 8"
WW101424CA	4	Polished SS	Air	14" x 8"



WW101423CA



TAP HANDLES & DRIP TRAYS NOT INCLUDED

TAPS SOLD SEPARATELY



WW103614A-04

### SPACE MIZER

Part Number	Taps	Finish	Length	Cooling	Drip Tray
WW103614A-03	3	Brushed SS	14"	Air	15"
WW103614A-04	4	Brushed SS	14"	Air	15"
WW103620A-05	5	Brushed SS	20"	Air	20"
WW103620A-06	6	Brushed SS	20"	Air	20"
WW103626A-08	8	Brushed SS	26"	Air	24"
WW103632A-10	10	Brushed SS	32"	Air	30"
WW103638A-12	12	Brushed SS	38"	Air	36"

TAPS SOLD SEPARATELY

### CLAMP-ON TOWERS TAPS INCLUDED

Part Number	Taps	Finish	Cooling	Drip Tray
WW103121CA	1	Polished SS	Air	5"
WW103122CA	2	Polished SS	Air	10"

TAP HANDLES NOT INCLUDED

WW103122CC



CL106320



CL106305

### 304SS COILS

Part Number	Description	Shape
CL106305	50' x 5/16" OD	Round
CL106310	50' 5/16" OD - Left/Right	Square
CL106315	85' 5/16" OD - Left/Right	Square
CL106320	120' x 5/16" OD - Left/Right - Includes an In-Line Flow Control - MP551064	Square
MP551064	304SS In-Line Flow Control 5/16" SS OD x 5/16" SS OD	N/A



CL000099

### ALUMINIUM COLD PLATES

Part Number	Description
CL000099	1 Channel 8" x 12"
CL000100	2 Channel 8" x 12"
CL000300	3 Channel 8" x 14"
CL000400	4 Channel 8" x 14"

### FLASH COOLERS - CHILL WINE TO THE POINT OF DISPENSE

Part Number	Description
BB900205	Vin Service "Flat" Flash Cooler w/2-SS Product Lines (9m +8m) 115V-25L/Hour
BB900214	Vin Service HE60 Flash Cooler w/4-SS Product Lines (6m, 6m, 10m, 7m) 115V-60L/Hour

**New and Innovative!**

BB900217-W	Vin Service HE60 Wine Flash Cooler w/ 4 Product Lines (6m, 6m, 10m, 7m) 115V-60L/Hour
------------	---

*Regulate the temperature of white and red wine from a single refrigeration unit!*



BB900217-W



## WINE FITTINGS



### KEG COUPLERS

Part Number	Description
BB100921	Tecflo "D" System <b>304SS</b> Keg Coupler w/ <b>316SS</b> Probe
BB100992SS	TOF "D" System With <b>304SS</b> Probe
BB100927	Tecflo "S" System <b>304SS</b> Keg Coupler w/ <b>316SS</b> Probe
BB100997SS	TOF "S" System With <b>304SS</b> Probe
BB101004B-TS	TOF "Key Keg" System With <b>304SS</b> Probe



BB100992SS

BB101004B-TS

### FAUCETS

Part Number	Description
BB101212-SS	Perlick 630SS USA <b>304SS</b> Faucet - NSF
BB101228	<b>316SS</b> Euro Faucet With US Thread
BB101246	Standard <b>304SS</b> Faucet
BB101247	<b>304SS</b> Standard Domestic Style Faucet - NSF



BB101247



BB100921



BB10212-SS

### GAS REGULATORS

Part Number	Description
CO882031C	C. 1P(30) CO <sub>2</sub> Primary Regulator With Shut-Off
CO882031T	T. 1P(30) CO <sub>2</sub> Primary Regulator With Shut-Off
CO892030C	C. 1P(30) N <sub>2</sub> Primary Regulator With Shut-Off
CO892030T	T. 1P(30) N <sub>2</sub> Primary Regulator With Shut-Off
CO881033C	C. 1P(30) Secondary Regulator With Shut-Off
CO881033T	T. 1P(30) Secondary Regulator With Shut-Off



CO882031C



CO892030C

### 304SS SHANKS

Part Number	Description
BB101293-WW	<b>304SS</b> Shank Assembly With 1/4" Barb Elbow
BB101295-3SS	<b>304SS</b> 3 1/8" Shank Assembly - 1/4" Bore
BB101295-4SS	<b>304SS</b> 4 1/8" Shank Assembly - 1/4" Bore
BB101295-5SS	<b>304SS</b> 5 1/8" Shank Assembly - 1/4" Bore
BB101295-6SS	<b>304SS</b> 6 1/8" Shank Assembly - 1/4" Bore
BB101295-8SS	<b>304SS</b> 8 1/8" Shank Assembly - 1/4" Bore



BB101293-WW



BB101295-8SS

### FITTINGS

Part Number	Description
QD100212	3/8" OD Equal Tee
BB101507SS	<b>304SS</b> 1/4" Barb Tailpiece
BB101532	<b>304SS</b> 1/4" 90° Barb Tailpiece
BB101496-SS	<b>304SS</b> Shut-Off Valve
MP551825	1/4" x 1/4" Barb Shut-Off
SF143325-X	<b>304SS</b> 1/4" x 1/4" x 1/4" Barb Tee
SF147725-X	<b>304SS</b> 1/4" x 1/4" Barb Splicer



BB101507SS



MP551825





MP555250-S



MP555036-14

## FLOJET BIB PUMPS

Part Number	Description
MP555250-S	T-5000 Gas Operated Beverage Pump
MP555036-14	Bevjet II LF Electric Pump -115V
MP555027-015	3/8" OD Push In Fitting
KT000101	T-5000 Pump Kit with QCD, Clamp and 8' of BIB Tubing



MP550002



MP550035

## BIB CONNECTORS

Part Number	Description
MP550002	Liqui-Box QCD II Bag-In-Box Connector
MP550035	Vitop Bag-In-Box Connector



WW555122

## BIB PUMP PANEL KITS

Part Number	Description
WW555111	1P Flojet BIB Pump Kit With C. 1P(100) Secondary Regulator
WW555122	2P Flojet BIB Pump Kit With C.1P(100) Secondary Regulator



CO881105C

## CO<sub>2</sub> REGULATORS

Part Number	Description
CO881105C	C. 1P(100) Secondary Wall Mount Regulator
CO881165C	C. 1P(160) Secondary Wall Mount Regulator
CO882100CB	C. 1P(100) Primary Tank Mount Regulator
CO882160CB	C. 1P(160) Primary Tank Mount Regulator



CO898810-C

## SS GAUGE GUARD


Part Number	Description
CO898810-C	SS Gauge Guard for Cornelius Tank Mount Regulator
CO898810-T	SS Gauge Guard for Taprite/MMe Tank Mount Regulator

## BIB RACKING



### BIB RACKING

Part Number	Description
MP558998	1 Box Wide Incline BIB Rack
MP559000	2 Box Wide Incline BIB Rack
MP559003	3 Box Wide Incline BIB Rack



MP559000

### BIB TOP SHELVES

Part Number	Description
MP559010	1 Box Wide BIB Top Shelf
MP559011	2 Box Wide BIB Top Shelf
MP559012	3 Box Wide BIB Top Shelf



MP559010

## DUAL CORE WINE TRUNK LINE

Part Number	Description
BT040122	2 + 2 + 2 - 4L Dual Core Wine Trunk Line - 1/4" ID Barrier Product Tubes, 3/4" Wall Foam Insulation, Taped Jacket
BT060133	3 + 2 + 3 - 6L Dual Core Wine Trunk Line - 1/4" ID Barrier Product Tubes, 3/4" Wall Foam Insulation, Taped Jacket
BT080144	4 + 2 + 4 - 8L Dual Core Wine Trunk Line - 1/4" ID Barrier Product Tubes, 3/4" Wall Foam Insulation, Taped Jacket
BT100155	5 + 2 + 5 - 10L Dual Core Wine Trunk Line - 1/4" ID Barrier Product Tubes, 3/4" Wall Foam Insulation, Taped Jacket

*Innovation at its finest! This unique insulated trunk line is fabricated with two individual cores; one with cold recirculation tubes to keep the white wines cold and the other without, so the reds can be maintained at warmer, optimal serving temperatures.*




BT040122

## WINE TUBING

Part Number	Description	Color	Length
BT143900	1/4" ID x 3/8" OD Barrier	Natural	500'
BT144500	1/4" ID x 1/2" OD PVC Braid	Clear	100'
BT144750	1/4" ID x .420" Barrier Braid	White	500'
BT383250	1/4" ID x 3/8" KFLEX Barrier	Natural	100'
BT384900	5/16" ID x 7/16" OD Barrier	Natural	500'
BT385100	3/8" ID x 1/2" OD Barrier	Natural	500'
BT385804	5/16" ID x 9/16" OD Vinyl	Clear	100'
BT385818	5/16" ID x 9/16" OD Vinyl	Red	100'

Polyethylene Exterior

Barrier Lining



BT385100

BT385818

## FLOW RESTRICTOR

Part Number	Description
MP551060	Flow Restrictor
MP551064	SS In-Line Flow Control 5/16" OD x 5/16" OD



MP551060



MP551064

3" COLUMN - AIR  TAPS INCLUDED AS NOTED



Part Number	Taps	Faucet Style	Finish	Tubing	Drip Tray
JJ125402	1	304SS	Polished SS	KFLEX	10"
JJ125432	1	316SS Nitro	Polished SS	KFLEX	10"
JJ125452X	1	None	Polished SS	KFLEX	10"
JJ125406	2	304SS	Polished SS	KFLEX	10"
JJ125436	2	316SS Nitro	Polished SS	KFLEX	10"
JJ125456X	2	None	Polished SS	KFLEX	10"
JJ125419	3	304SS	Polished SS	KFLEX	10"
JJ125439	3	316SS Nitro	Polished SS	KFLEX	10"
JJ125459X	3	None	Polished SS	KFLEX	10"

To wrap graphics on a 3" Column tower add " -BR " to the end of the part number.



SEXY - AIR

Part Number	Taps	Finish	Tubing	Drip Tray
JJ102081A	1	Chrome	SS	10"
JJ102082A	2	Chrome	SS	10"
JJ102083A	3	Chrome	SS	12"

LIT SEXY - AIR

Part Number	Taps	Finish	Tubing	Drip Tray
JJ102085A	1	Chrome	SS	10"
JJ102086A	2	Chrome	SS	10"
JJ102087A	3	Chrome	SS	12"



MONGOOSE - AIR

Part Number	Taps	Finish	Tubing	Drip Tray
JJ102140A	1	Chrome	SS	10"
JJ102150A	2	Chrome	SS	10"
JJ102160A	3	Chrome	SS	12"

See SS tap selections on pages 32 & 33.

 MEDALLIONS & TAP HANDLES NOT INCLUDED  
 TAPS SOLD SEPARATELY



TAP HANDLES

Part Number	Description
X933571-BR	Branded Natural Chalkboard Victory With Chrome Base
X919021-BR	Branded White Trap Z With Chrome Base
X920210W-BR	Branded White Round Conical With Chrome Base

## COFFEE DISPENSING

### KEGERATORS

Part Number	Description
JJ901032	1T Black Kegerator - Includes Standard 304SS Faucet
JJ901032-X2	2T Black Kegerator - Includes Standard 304SS Faucets

### BRANDED KEGERATORS

Part Number	Description
JJ901032-BR	Branded Door on JJ901032
JJ901032-3BR	Branded Door & Sides on JJ901032
JJ901032-X2BR	Branded Door on JJ901032-X2
JJ901032-X23BR	Branded Door & Sides on JJ901032-X2



JJ901032

JJ901032-BR

Shown with optional tower



REX00024-BR

### DIRECT DRAW COLD COFFEE DISPENSERS

Part Number	Description
REX00024	KC24 1DR - No Tower & Less Tapping Kit
REX00024-BR	Branded Door on KC24 1DR - No Tower & Less Tapping Kit

Choose a tower from page 117 to complete your KC24

### DRAFTSTREAM® NITRO

Part Number	Description
MP570005	Modular Plug & Play Draftstream® Nitro System

Compatible with BIB or Kegged cold coffee



A compact, modular system for infusing cold brew at unequalled consistency of product and pour.



MP570005

### TAPPING KITS

Part Number	Description
JJ801012-N2	N2 1T Tapping Kit
JJ801014-N2	N2 2T Tapping Kit
JJ801015-N2	N2 3T Tapping Kit
JJ801016-N2	N2 4T Tapping Kit



JJ801014-N2

### LID & DIFFUSION STONE

Part Number	Description
JJ320050	5M Diffusion Stone
JJ320062	2.5G Tank Lid W/Diffusion Stone
JJ320065	5G Tank Lid W/Diffusion Stone



JJ320050



MP099900  
Shown with optional branding



MP099910

### 304SS TANKS

Part Number	Description
MP099900	A.E.B. Ball Lock 2.5G SS Tank
MP099910	A.E.B. Ball Lock 5G SS Tank



# INDEX

<b>A</b> Adapters, Tower	27	FOB Detectors	71	Picnic Cooler Parts	88
Air Distributors	76			Poly Tubing	56-57
Albatross Towers	23	<b>G</b> Gas Blenders	81	Post-Mix Dispensers	108-109
Apollo Towers	13	Gauges	82	Pre-Mix Tanks	111
		Gauge Guards	82		
<b>B</b> Back Bars	96	Glass Door Merchandisers	97	<b>R</b> Rail Towers	21
Bar Guns	106-107	Glass Rinsers	29, 34	Refrigerator Conversion Kits	83-85
Bar Gun Parts	106-107	Growler Filling Station	33	Regulators-Post Mix	102-103
Beer Check	81	Glycol	52	Regulators-Primary	74-75
Beer Pumps	72	Glycol Power Packs	50-51	Regulators-Secondary	74, 76-77
Beer Switch	60	Glycol Power Pack Parts	50, 52	Regulator Panels	76-80
BIB Connectors	102	Glycol Tester	52	Rinser Trays	28-33
BIB Pumps	100			Rinser Tray Parts	34
BIB Racks	102	<b>H</b> Hand Trucks	98		
Blowers-Air Cooled	96	Hex Nuts	60	<b>S</b> Sexy Towers	6
Bottled Water Dispenser	119	High Pressure Regulators	74-75	Shadow Boxes	33
Braided Tubing	57	Hose Nipples	61	Shanks	
Brigitte Towers	13	Hose Splicers	60	Beer	39
Brix Cup	105			Stainless	39
Brushes	92	<b>I</b> Ice Towers	6-8	Shield Towers	7
Bulk Co2 Reserve Kit	82	Iced Tea Dispenser	108	Shut-Offs	60
Bundled Tubing	109	Idea Towers	12	Space Mizer	24
		Insulation	58	Splicers	60
<b>C</b> Cable Ties	110			Spout Caps	38
Carbonators	101	<b>J</b> Jockey Boxes	59, 86-87	Spout Plug	38
Ceramic Towers	26	JG Fittings	62-65	Stout Faucets	36
Changeover Valves	82	Juice Dispensers	109		
Chemicals, Line Cleaning	91			<b>T</b> "T" Towers	19
Chill-Max™ Cartridges	25, 35	<b>K</b> Keg		Tango Tower	13
Clamp-On Tower Bracket	31	Bumpers	99	Tap Handles	41-45
Clamp-On Towers	31	Coolers	94-95	Tape	58
Clamps	61	Couplers	66-67	Thermometers	40
Cleaning Equipment	93	Coupler Parts	68	Tools	40
Cleaning Kits	93	Jackets	87, 99	Tower Parts	38-39
Cold Block	58	Racks	73	Trunk Line	54-55
Cold Plates	88, 104	Stackers	72	Tube and Hose Fittings	60-65
Column Towers	27	Wrap	87, 99	Tube Cutters	40, 65
Condor Towers	22	Keg Pumps	89, 90	Tubing	56-57
Couplers	66, 67	Kronos	24		
Coupler Parts	68			<b>U</b> Underbar Dispensers	24
Co2 Cylinders	85	<b>L</b> Locks-Faucet	38	Unicorn Tower	108
Cold Coffee	125-126	Lubricant-Probe	67		
		Lucky Towers	7, 114	<b>V</b> Vitop BIB Wine Connector	123
<b>D</b> Direct Draw Dispensers	95				
Drip Trays	28-32	<b>M</b> Manifolds-Air	76	<b>W</b> Wall Brackets	61
Drip Tray Parts	34	Material Handling	98-99	Wall Mount Drip Trays	32-33
Double Faucet Shanks	39	Medallions	46	Washers	61, 68, 88, 90
		Medallion Holders	47-49	Water Boosters	105, 119
<b>E</b> Elbows	60-62, 64-65	Metro Towers	14-16	Water Cooling Equipment	117
		Modular Towers	21-23	Water Dispenser	117
<b>F</b> Faucets		Monaco Towers	12	Water Filters	118-119
Beer	36-37	Mongoose Towers	11	Water Pumps	119
Coffee	36-37	Mushroom Towers	17	Water Regulators	104, 116
Locks	38			Water Tap Handles	115
Stout	36	<b>N</b> Nipples		Water Towers	112-114
Water	116	Hose	61	Wine Cooling Equipment	121
Wine	37, 122	Shanks	39	Wine Fittings	122
Wrench	40	Nitro Generator	74	Wine Pumps	123
Fittings	60-61			Wine Towers	120
Flash Coolers	59	<b>P</b> Panther Towers	8	Wine Tubing	124
Flow Control Faucets	36	Party Pumps	90, 91	Wrenches	40
Flowmeters	72	Pass Thru Towers	20		
Flushers	92	Picnic Coolers	59, 86-87	<b>Z</b> Zeus Towers	10



HEAD OFFICE  
10-3350 RIDGEWAY DRIVE  
MISSISSAUGA ON,  
CANADA  
L5L 5Z9  
PHONE: 905-569-7707  
EMAIL: sales@cdnbev.com

Any company or product logos displayed within this catalog are the property and/or registered trademarks of their respective owners. They have been used here for illustrative purposes only.